

DEEP  
KNOWLEDGE  
GROUP



DEEP  
PHARMA  
INTELLIGENCE

# Advanced AI Pharma Business & Market Intelligence System

*New Era in Pharma Analytics*

***Strictly Confidential***

[www.deep-pharma.tech](http://www.deep-pharma.tech)

# General Composition

Pharma Market AI-driven Big Data Analytics System as adaptive Dashboard

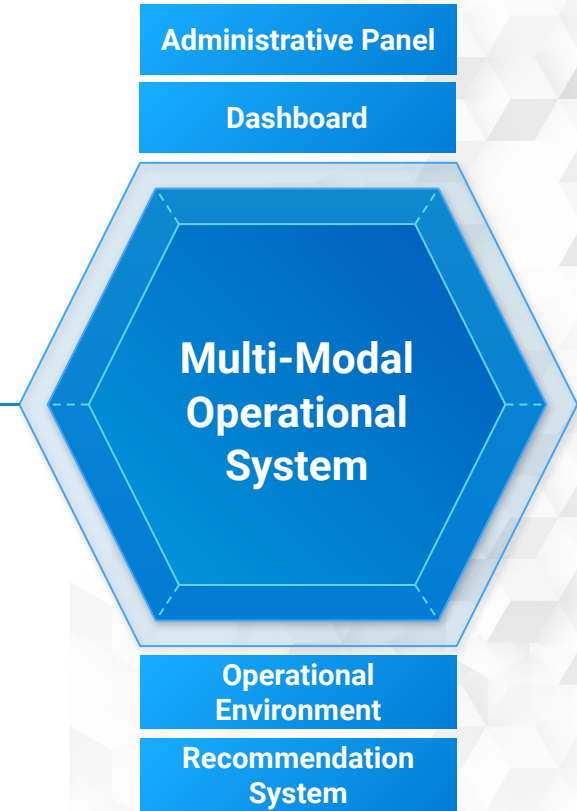
Market Intelligence, SWOT, Comparative, Competitive Quantified, Qualified Analysis

Complex Data Analysis: Synthetic Operational Environment and Advanced Dynamic Visualisation

Customized Analytics, Specific Industry Segments Monitoring, Most Advanced R&D Domains

Automated Business Development, Partnerships Facilitation, AI-driven Smart Matching System

Automated Competitors Landscape Monitoring (R&D, M&A Deals, Investment, Financial Transactions)



# Dashboard Overview



## AI-Driven Market Intelligence Focus

**Financial  
Engineering  
Tracking**

**Full Market  
Monitoring**

**Whole Operational  
Environment  
Mapping**

**Ultimate Decision  
Makers Tracking**

**Automated  
Engagement  
protocols**

**Full AI Decision  
Making Support**

# Key Features

**E**

**E** Enables the analysis and evaluation of any associated entity in multi vector space setting

**A**

**A** Adaptive and highly versatile system for data processing and visualisation

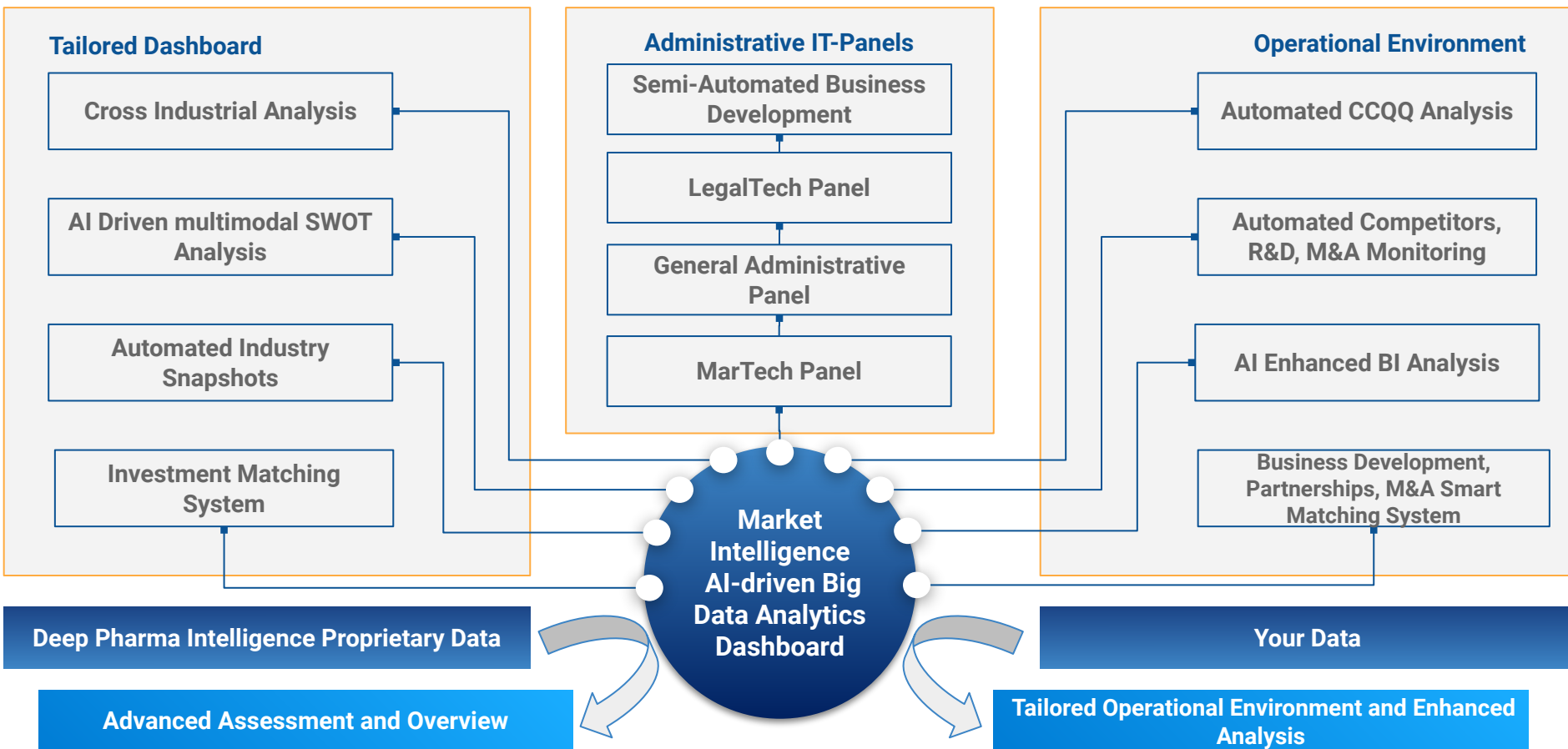
**S**

**S** Sophisticated protocols of AI processing leveraging available data

**Y**

**Y** You are the one who decides, based on the recommendations provided by the system

# Market Intelligence | Automated Business Development | Operational Environment Analysis





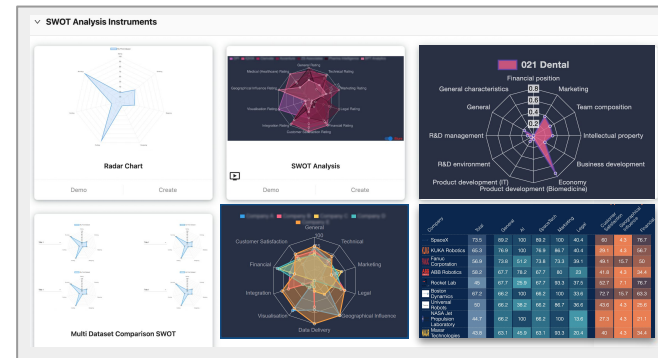
# Component 1



## Market AI-driven Big Data Analytics System, Tailored Dashboard

- Ecosystem Analysis and Mapping Based on Operational Environment
- Automated Entities Validation and Clustering
- Industry Roles Evaluation
- Ecosystem Development Projections
- Strategic Insights on Potential Matches
- Partners And Competitors Profiles and Pipelines
- Other Features

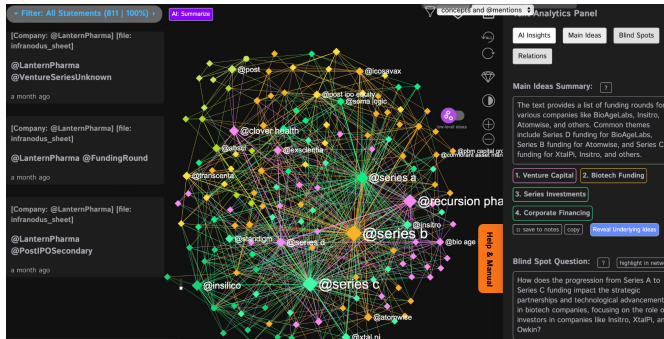
# Component 2



## Market Intelligence, SWOT, Comparative, Competitive Quantified, Qualified Analysis

- ML algorithms for nuanced company and entity analysis
- Easily repurposed for diverse analytical needs
- Extensive data intake options for comprehensive insights
- Variety of modeling and forecasting tools
- Sophisticated multiparameter SWOT analysis for thorough evaluations
- Over 100 parameters to assess corporate ventures and partnerships

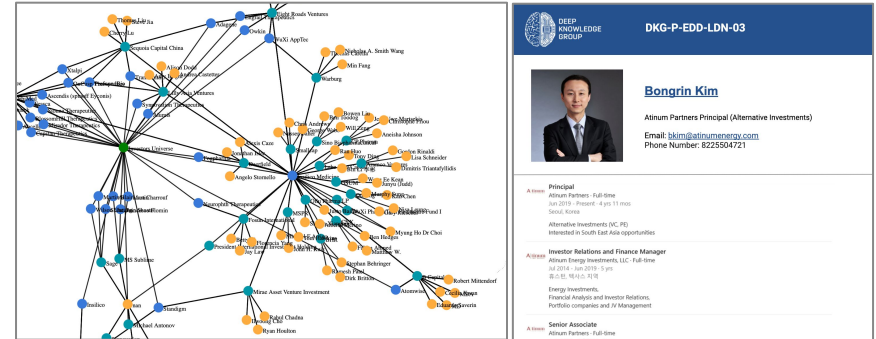
# Component 3



## Complex Data Analysis: Synthetic Operational Environment and Advanced Dynamic Visualisation

- ➔ Operational Environment mapping
- ➔ Cross-Industrial Comparative Analysis
- ➔ Automated Comparative Analysis
- ➔ Multidimensional Vector Space Analysis
- ➔ Trading Recommendation System
- ➔ AI based Smart Matching System
- ➔ Technology Forecasting for Business Development and M&A
- ➔ Partnership Recommendation System

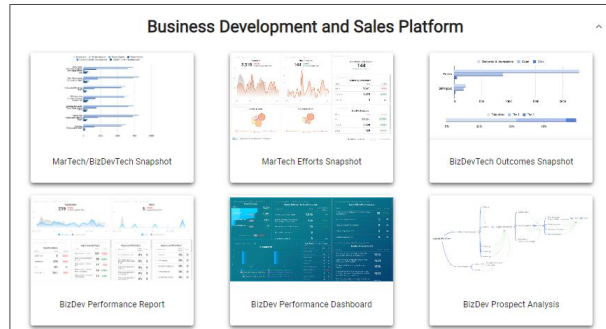
# Component 4



## Lead Analysis, Personal Profiles Tracking & OSINT Module

- ➔ Automated OSINT for enhanced lead insights
- ➔ Targeted background profiling for strategic engagement
- ➔ Complete mapping of lead-related networks
- ➔ Real-time tracking of leads' interests and challenges
- ➔ Scoring system for lead-product/company alignment
- ➔ AI-generated personalized engagement recommendations

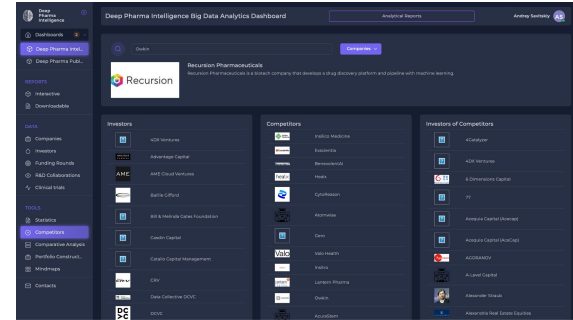
## Component 5



### Automated Business Development, Partnerships Facilitation, AI-driven Smart Matching System

- Automated data collection for competitors, clients, and potential partners
- Scanning of the operational environment for business opportunities
- Semi-automated engagement tools for outreach
- AI Agents for multiple tasks automation
- Automated tailored documents creation: Decks, Offers, etc.
- Engagement recommendations based on lead background

## Component 6



### Automated Competitors Landscape Monitoring (R&D, M&A, deals, Investment, Financial Transactions)

- Automated system for detailed competitor profiling
- In-depth analysis of competitors' R&D, M&A, and financial activities
- Continuous monitoring for real-time competitor status
- Customizable filtering for targeted competitor insights
- Simultaneous monitoring across various competitor categories
- AI-driven recommendations for strategic actions


## Component 7



### Investment Universe & Targets for Financial Engineering

- Monitoring of market valuations for financial opportunity identification
- Strategic financial engineering tactics for investment optimization
- Comprehensive profiling of the investor ecosystem
- In-depth analysis of individual investor backgrounds
- Tailored investor engagement and relationship-building methodologies
- Predictive modeling for emerging investment trends and behaviors

## Component 8

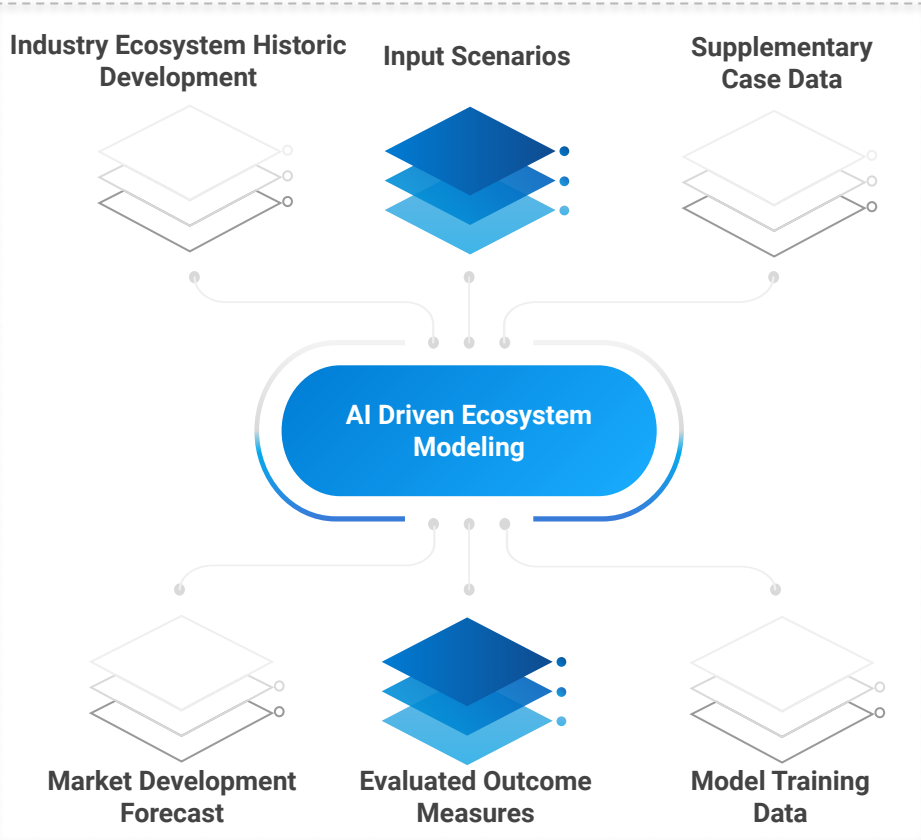


### Ecosystem Scenario & Risk Analysis Module

- Automated system for detailed competitor profiling
- Outcome forecasting for strategic decisions
- Investment decision impact simulations
- Merger and acquisition outcome predictions
- Ecosystem evolution and trend analysis
- Identification of potential risk elements
- Proactive risk mitigation and strategy advisement
- Strategic influence mapping within the ecosystem
- Compliance and regulatory change anticipation

# Scenario Analysis

## Key Features



### Scenario Analysis tool

- **Industry and Entity Modeling:** Comprehensive simulation of industry trends and individual entity progressions within the market landscape.
- **Outcome Forecasting:** Utilizes an AI-trained model to predict the repercussions of various business actions and decisions.
- **Diverse Data Integration:** Capability to incorporate a wide array of data sources to enrich analysis and enhance prediction accuracy.

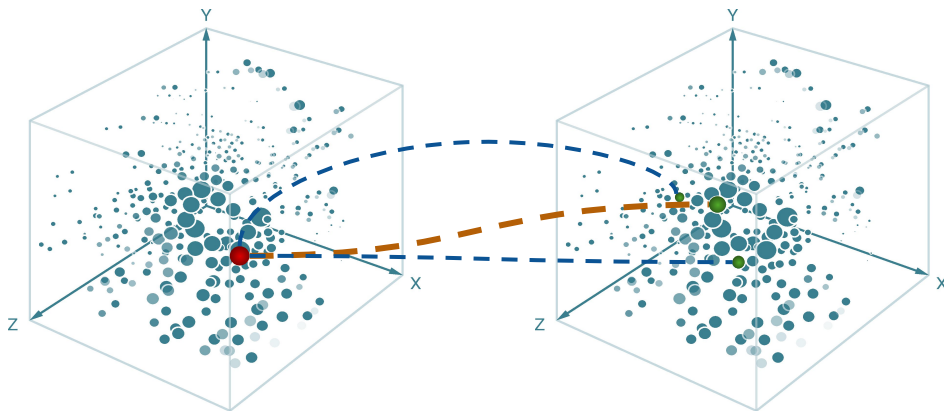
### Leads Universe Mapping

- **Risk Scenario:** Facilitates the modeling of numerous scenarios to assess and categorize potential risks.
- **Risk Assessment:** Evaluates and ranks risks utilizing model-driven insights to prioritize response strategies.
- **Mitigation Strategy:** Generates recommended actions for risk response, leveraging scenario outcomes for informed strategy formulation.



Investors Industry Universe

Companies Industry Universe



End to End tool for investment landscape monitoring

- **Navigation:** A multimodal, interactive interface for the dynamic mapping of the investment landscape, analyzing connections and relevance among investors and investment targets.
- **Interaction Monitoring:** Tracks co-investments, target interests, and deal flow, providing a comprehensive overview of ongoing market activities.
- **Financial Entity Profiling:** Offers descriptive analyses of entities, outlining financial standings and market behaviors within the investment ecosystem.
- **Valuation Oversight:** Observes and reports discrepancies in entity valuations, including overpricing or underperformance, and identifies financial anomalies.
- **Investment Banks Tracking:** Analysis of core IPO Supporters, market actions, strategies and targets.
- **Decision-Maker Insight:** Utilizes OSINT techniques to gather intelligence on key decision-makers, monitoring public statements and influential actions.
-



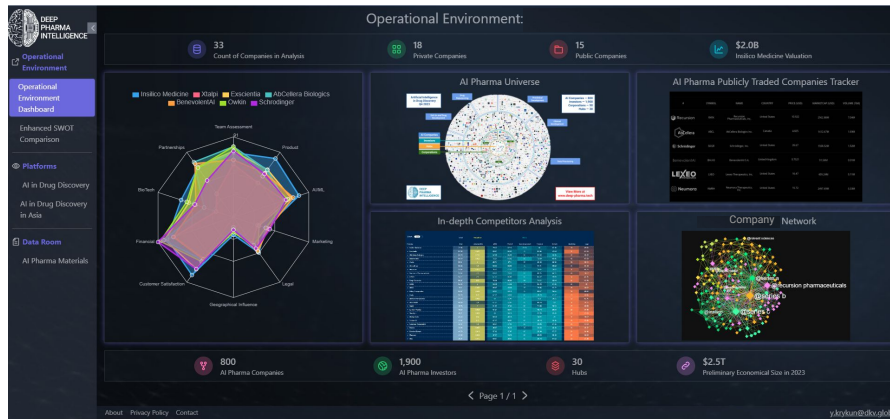
# Financial Engineering Targets

# Key Features



Toolkit for monitoring of underperforming or overvalued entities for potential financial engineering in terms of Private M&A Transactions

- **Real Valuation Estimator:** Automated analysis tool for assessing the true market value of entities, distinguishing between actual worth and market perception.
- **Deal Outcome Modeling:** Simulates the financial implications of potential M&A transactions, forecasting post-deal scenarios.
- **Financial Structuring Portfolio:** A collection of financial instruments and strategies designed for structuring and optimizing M&A deals.
- **Outcome Projections Framework:** An internal system for predicting the consequences of financial maneuvers and their impact on business performance.
- **Co-investor Matchmaking:** An intelligent recommendation engine for identifying and partnering with co-investors aligned with transaction objectives.



Full Fledged Company Profiling Encompasses Operational Environment Creation and Supporting Documentation

- **Competitors Monitoring:** Tracking of activities, historic actions, staff, strategies, IP changes, partnerships and deals
- **Positioning:** Clear Evaluation of Company ecosystem, potential partners, pipelines
- **Parallel Research:** Actions/outcomes market tracking and forecasting
- **Financial profiling:** Full profiling of financial statements and associated activities within market and cross market scopes.
- **Public Statements:** Tracking of Public statements of staff, directors, entities
- **Undisclosed Information Tracking:** Cross-Analysis for prediction of undisclosed states/actions within the entity





# Automated Financial Analytics

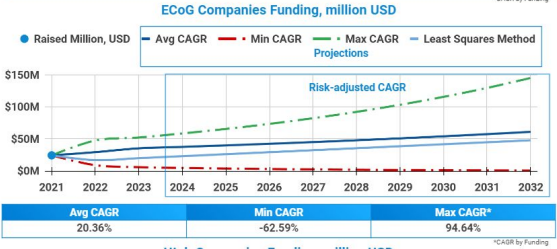
# Why?

Patients with **locked-in syndrome** are unable to communicate. They represent the target population of brain-computer interface research over the past 20 years. In this context, real-time decoding of macroscopic brain states becomes critical.

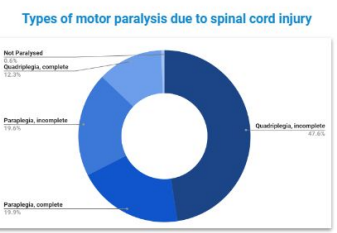
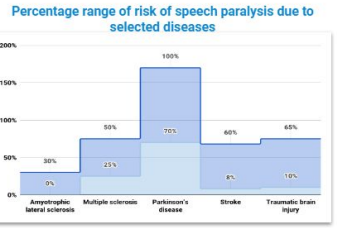
Source [PubMed](#)

Patients with the locked-in syndrome often experience **opsoeloni** move rapidly in the horizontal, vertical, and diagonal directions, makes communication extremely difficult, if not impossible, for renders typical assistive technology, such as the detection of eye r not completely useless.

Market
Invasive BCI Companies
Utah Companies
ECoG Companies



Cases of paralysis*	Cases of motor paralysis
5.4 million	0.5 million



- The anat pathi lang aph com aph (ana
- Appi have
- Appi aph
- The
- 0.98
- 5-10 diso
- Source Natl Communica
- 54 s injur
- Abo 22%
- The
- The
- acts of violence (13.5%), sports (6%), medical/surgical consequences (4.3%), and other (3.1%).
- The **leading cause of motor paralysis** was stroke (33.7%), followed by spinal cord injury (27.3%) and multiple sclerosis (18.6%).
- Approximately **1.7%** of the U.S. population reported they were living with some form of paralysis, defined by the study as a central nervous system disorder resulting in difficulty or inability to move the upper or lower extremities.



**W**riting reports made easy!  
Don't waste your time and money on market reports

**O**perate with the Machine Learning-based data insights

**R**einforce your market analytics with zero efforts

**D**edicate more time to things that matter

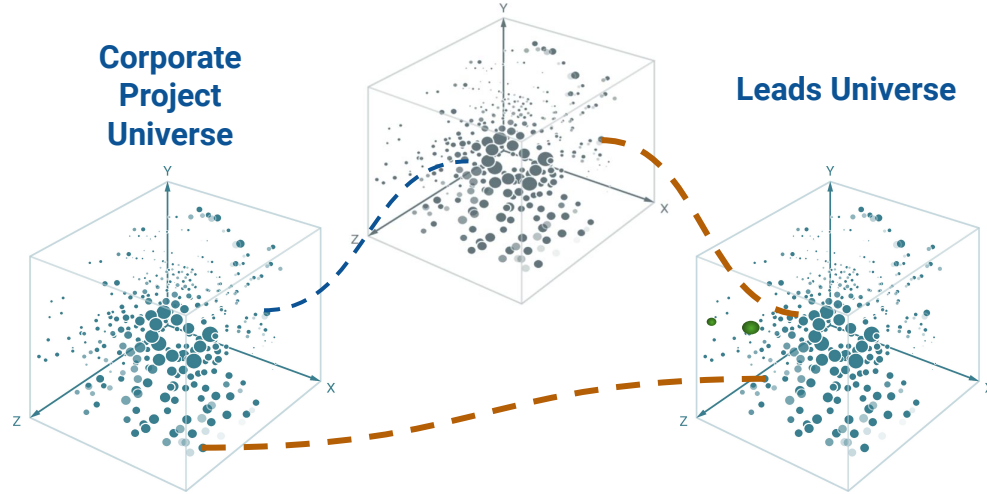
# Synthetic Operational Environment and Advanced Dynamic Visualisation

## Key Features

### Multidimensional Vector Space

Corporate  
Project  
Universe

Leads Universe



5 Core Algorithms

4 Analytical Frameworks

12 Visualisation Tools

30,000 Parameters

NLP Companies and  
Investors Evaluation

AI-Driven Recommendation  
System

V

**V**ariety of parameters brought together to provide the meaningful market intelligence

I

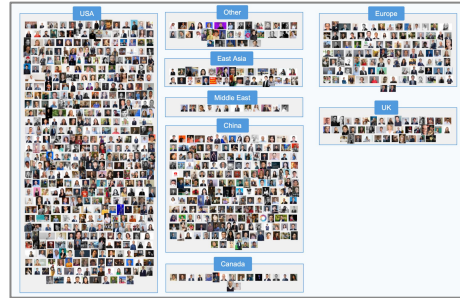
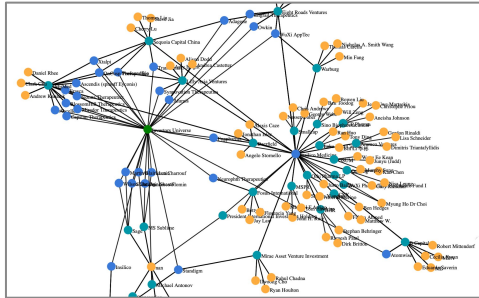
**I**ntersectoral and cross-sectoral entities assessment

E

**E**ntry and advanced levels of analysis suited for different types of users

W

**W**eekly-curated database for the latest news analysis across different topics



**Aaron Husock**  
 Aaron Husock is a seasoned Portfolio Manager with a strong background in investment analysis and success in identifying growth opportunities in the technology sector. Aaron's expertise in global tech consistently delivered attractive risk-reward opportunities. As a CFA Charterholder and Phi Beta Kappa to any investment team.

Shortlist Add To Comparison

**Details**  
 Country: United States  
 Type: Investor

**Connections**  
 Current Company: Surveyor Capital

**Additional Details**  
 Job Description: Director  
 Email: aaron.husock@ashlercapital.com  
 Phone Number: (347) 840-2040

**DEEP KNOWLEDGE GROUP**  
 DKG-P-EDD-LDN-03

**Bongrin Kim**  
 Atinum Partners Principal (Alternative Investments)  
 Email: bkim@atinumenergy.com  
 Phone Number: 8225504721

**Principal**  
 Atinum Partners - Full-time  
 Jun 2019 - Present - 4 yrs 11 mos  
 Seoul, Korea  
 Alternative Investments (VC, PE)  
 Interested in South East Asia opportunities

**Investor Relations and Finance Manager**  
 Atinum Energy Investments, LLC - Full-time  
 Jul 2014 - Jun 2019 - 5 yrs  
 서울특별시, 대한민국  
 Energy Investments,  
 Financial Analysis and Investor Relations,  
 Portfolio companies and JV Management

**Senior Associate**  
 Atinum Partners - Full-time

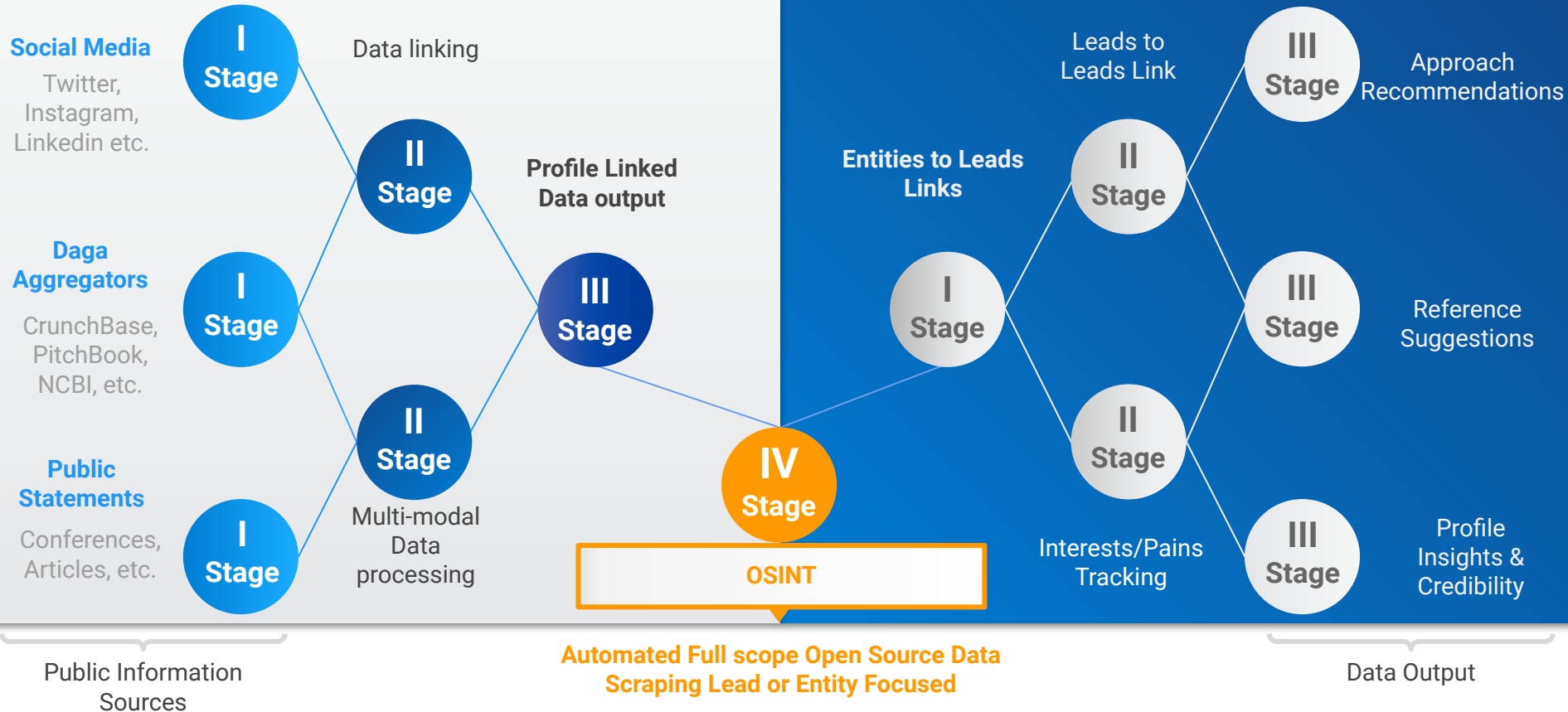
## Leads Universe Mapping

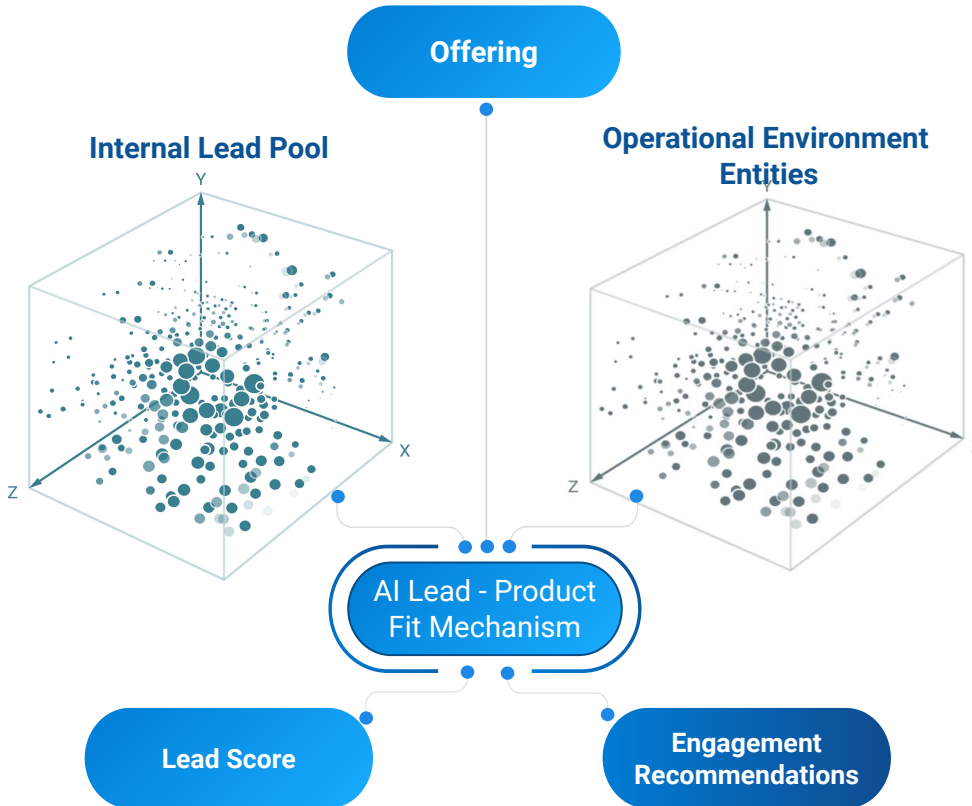
- **Leads Connections Mapping:** Leads Are interconnected based on their relationship to other important Leads
- **Leads To Entities Mapping:** Each lead Is associated with entities based on Open source data scraping which showcase his potential interests and history
- **Interactive Map:** Leads Universe has Multiple alternative interactive visualisations for analysis

## Leads Personalities Profiles

- **Multiple Outputs:** Profiles can be showcased or saved in a PDF format within the dashboard.
- **Auto-Generated:** Profiles are Auto Generated based on information from the open sources including contact information
- **OSINT Enhancement:** Profiles can be automatically enhanced upon request to showcase all the data on each lead in analysis

# Open Source INTelligence Analysis





### Leads Scoring Mechanism

- **Offer Tied:** The score assigned to lead is tied to the offering shown, thus is situative and tied to your proposal
- **Auto-Generated:** Is automatically generated and encompasses multiple parameters of evaluation
- **Comparative:** Is relative to other potential leads showcasing you the most prominent engagement points

### Engagement Recommendations System

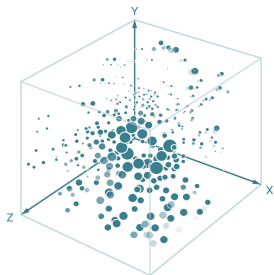
- **AI Driven:** Utilises Analytical and Generative Engines
- **Autonomous:** Generates recommendations for engagement not based on scores, but tied to the offer
- **Generative:** Bares the capability to provide engagement scripts and initiate prior reachout with the lead based on recommendations, contact details, methods chosen.



# Industry Head Hunting

# Key Features

## Internal Lead Pool




## Processing Request



## Talent Analysis Module

Internal Profile



Enhanced OSINT

Background Check

AI Agent

Company / Role / Lead Fit Evaluation



Candidates List

Lead Score

Potential Roles

Context Analysis

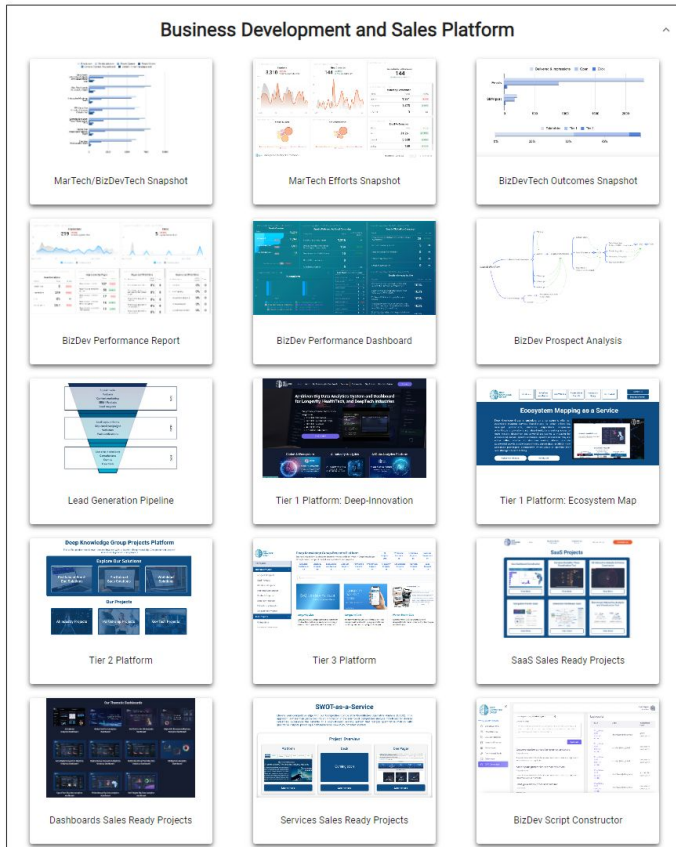
Recommendations

## Enhanced OSINT

- **Public Profile:** Delves into statements and opinions expressed publicly to assess relevancy and insight
- **Background Analysis:** Scrutinizes key competencies and relevant experience to evaluate utility and application.
- **Strategic Fit:** Assesses individual alignment with the team, using the company's profile as the benchmark for evaluation.

## Company/Role/Lead Fit evaluation

- **AI Driven:** Employs an AI engine to determine the individual's compatibility with the team and company based on nuanced industry data.
- **Multi-Modal:** Integrates a comprehensive assessment of the candidate's background to determine potential contributions and impact.
- **Recommendations:** Generates tailored suggestions for personalized outreach strategies, enhancing initial engagement potential.



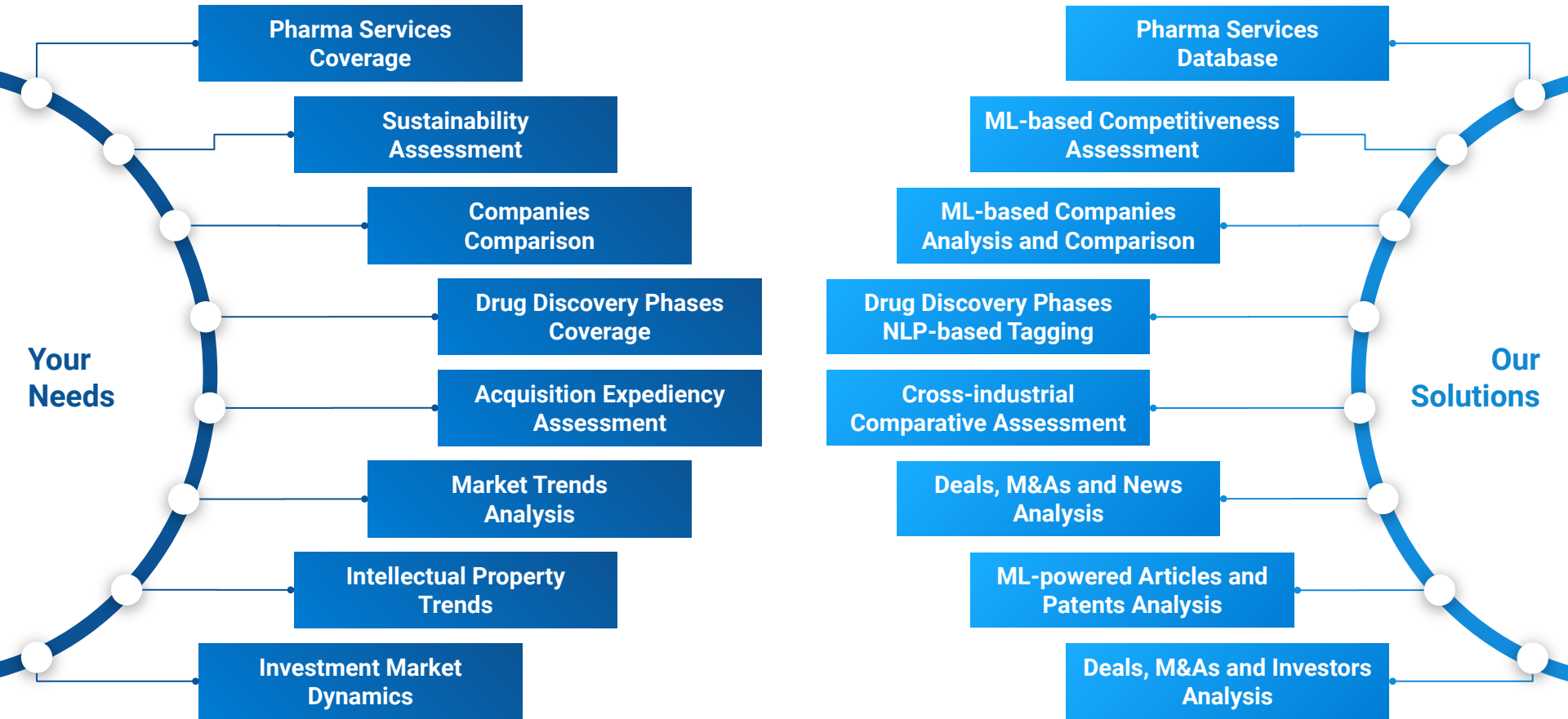
### Engagement Tracking System

- **Conversion Dashboard:** Displays the effectiveness of outreach campaigns, tracking progress up to the point of the first interaction or call with the lead.
- **Funnel Construction:** Allows for the customization of steps and actions undertaken by the AI agent, enabling adaptive engagement strategies.
- **Conversion Enhancement:** Integrates references and personal touches in lead engagement strategies, utilizing relational data to improve conversion rates.

### Company/Role/Lead Fit evaluation

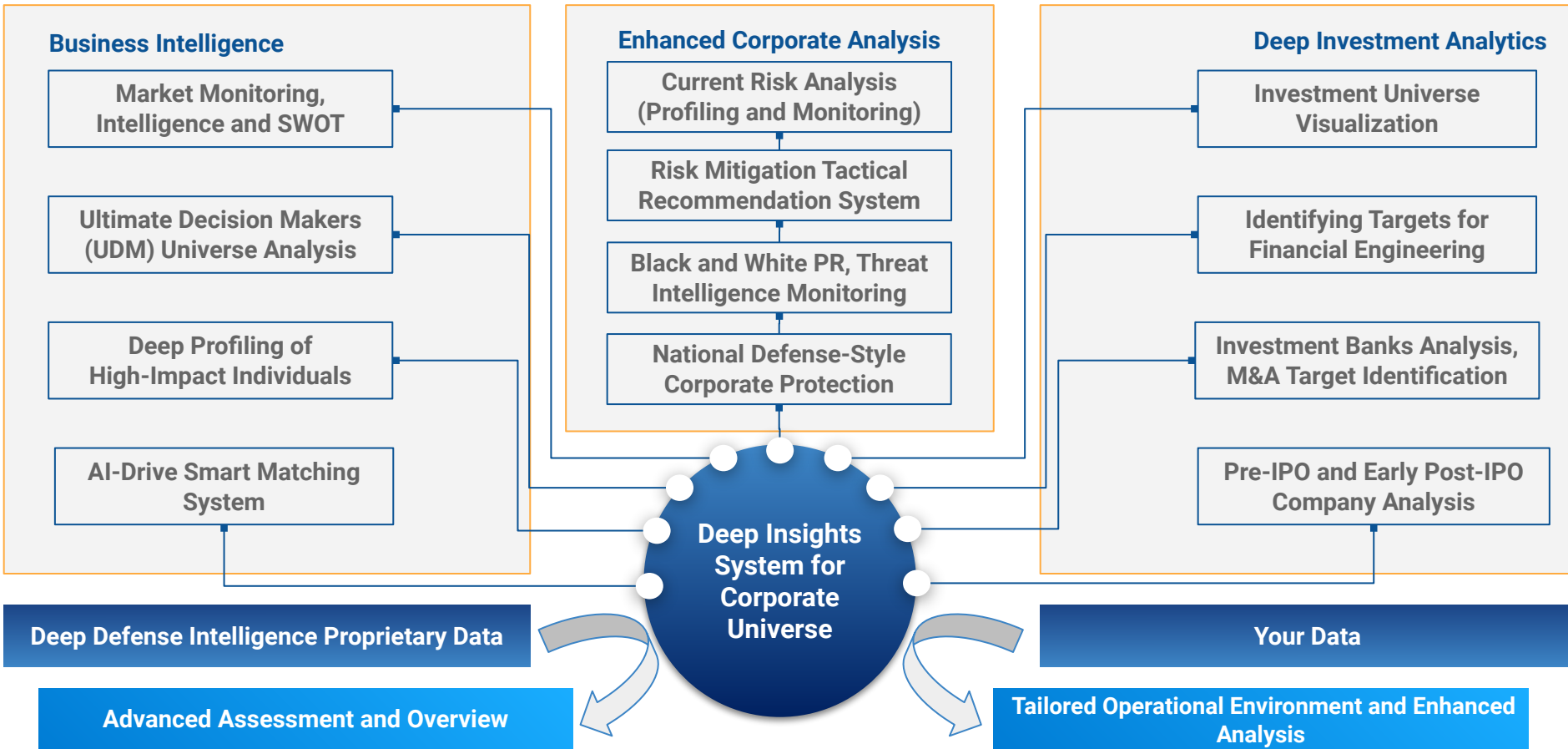
- **Tailored Materials:** Crafts individualized decks, offers, and other materials for specific engagements.
- **Personalized Approach Recommendations:** Provides strategic suggestions for lead engagement, tailored to each lead's unique profile and potential interests.
- **Automated Outreach Campaigns:** Employs an AI engagement agent to autonomously conduct outreach via social media, email, and other channels, optimizing the initial connection process.

# Proposition Summary: Your Needs and Our Solutions





# Special Tools Selection



# AI Pharma Industry In-depth Analysis: Planned Components

## Private Companies Analysis

1. Suitable Companies for M&A:

Coming Soon

2. Suitable Companies for Reverse IPO:

Coming Soon

3. Suitable Companies for SPAC:

Coming Soon

4. Companies with Inconsistencies:

Coming Soon

## Public Companies Analysis

1. Overvalued Companies:

Coming Soon

2. Companies Relevant for Delisting:

Coming Soon

3. Companies Prospective for M&A

Coming Soon

4. Companies with Inconsistencies:

Coming Soon

5. Recent IPOs Analysis:

Coming Soon

## Other Analysis Types

1. BioTech IPO Advisors Banks:

Coming Soon

2. Investment Funds Analysis:

Coming Soon

3. Stock Exchanges Analysis:

Coming Soon

4. Derivative Analysis

Coming Soon

5. Personalities Interconnections:

Coming Soon

# AI Pharma Companies Tracker

## Top Pre-IPO Candidates

Companies which secured late stage private financing, have deep AI expertise and strong competitive positions within the AI Pharma market.

## Promising Pre-IPO Candidates

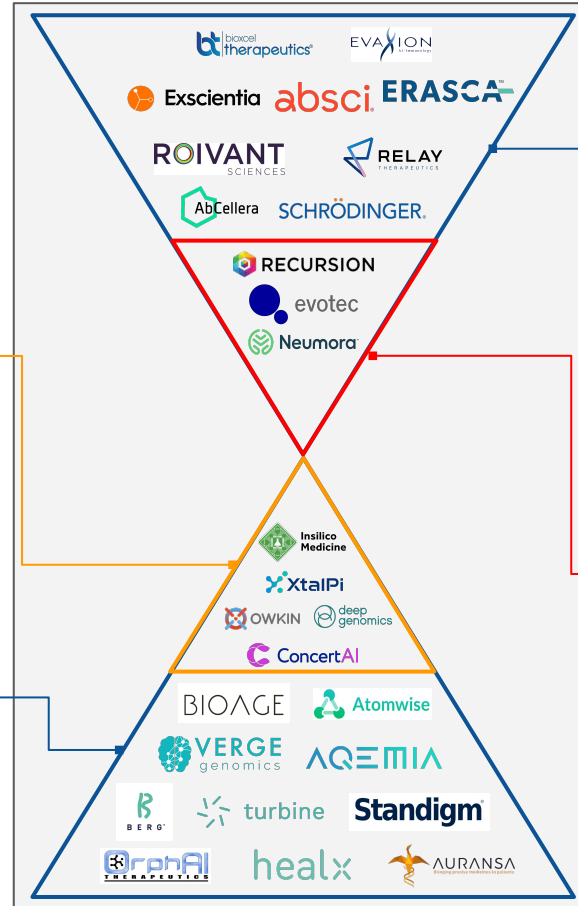
Companies having disruptive AI technologies in Pharma and BioTech. Once such companies validate their products on the market, they can be considered as prospective candidates for public listing.

## Promising Public Companies

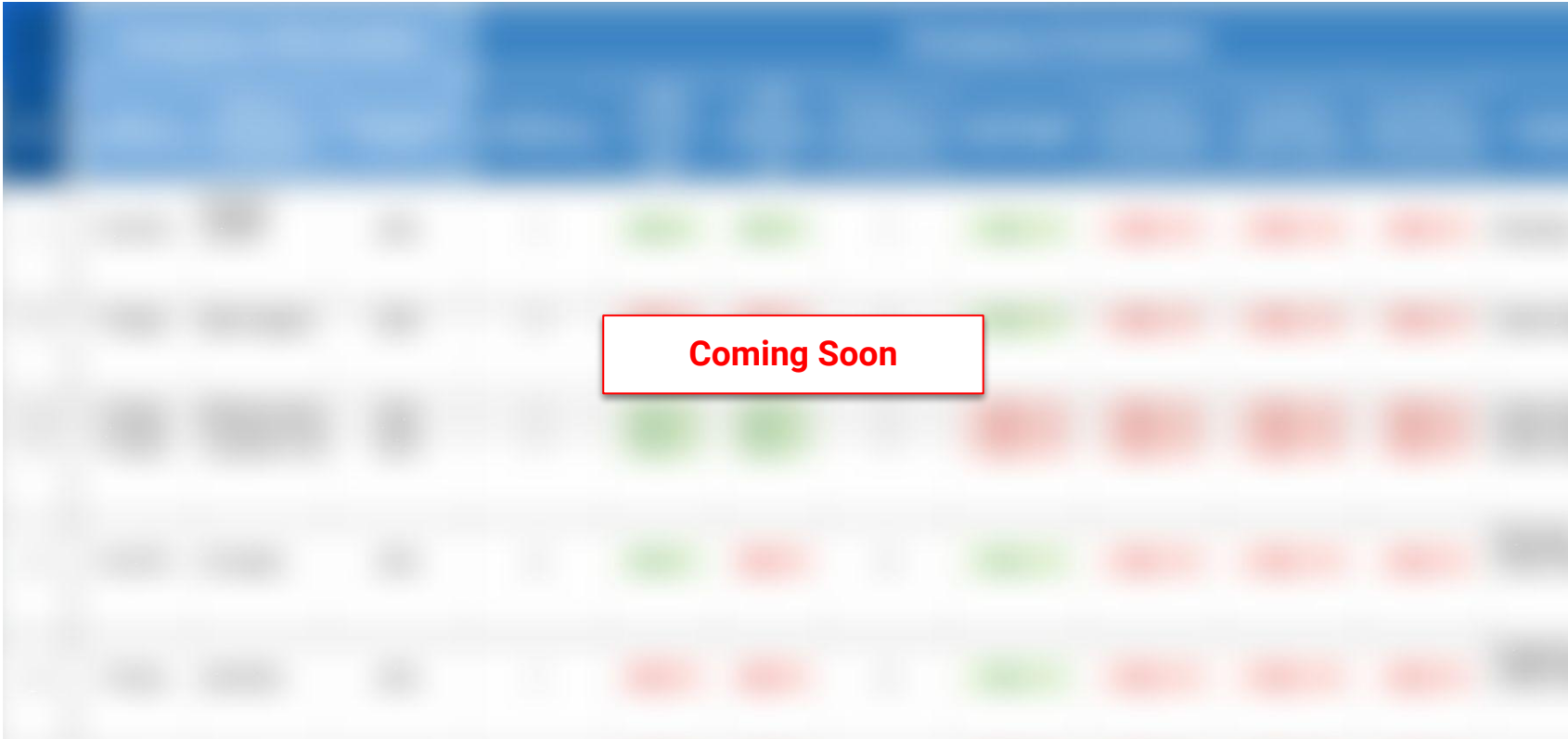
Companies which have good prospects for favourable capitalization, promising clinical candidates and partnerships

## Top IPO Companies

Companies with a small capitalization, but with a well-established R&D process and promising clinical trials



# AI Pharma Companies – Recent IPO Companies Tracker



The image shows a blurred screenshot of a table, likely a tracker for AI Pharma companies. A red-bordered box with the text "Coming Soon" is overlaid in the center of the table. The table has several columns and rows, with some cells containing green and red indicators. The text "Coming Soon" is in red font.

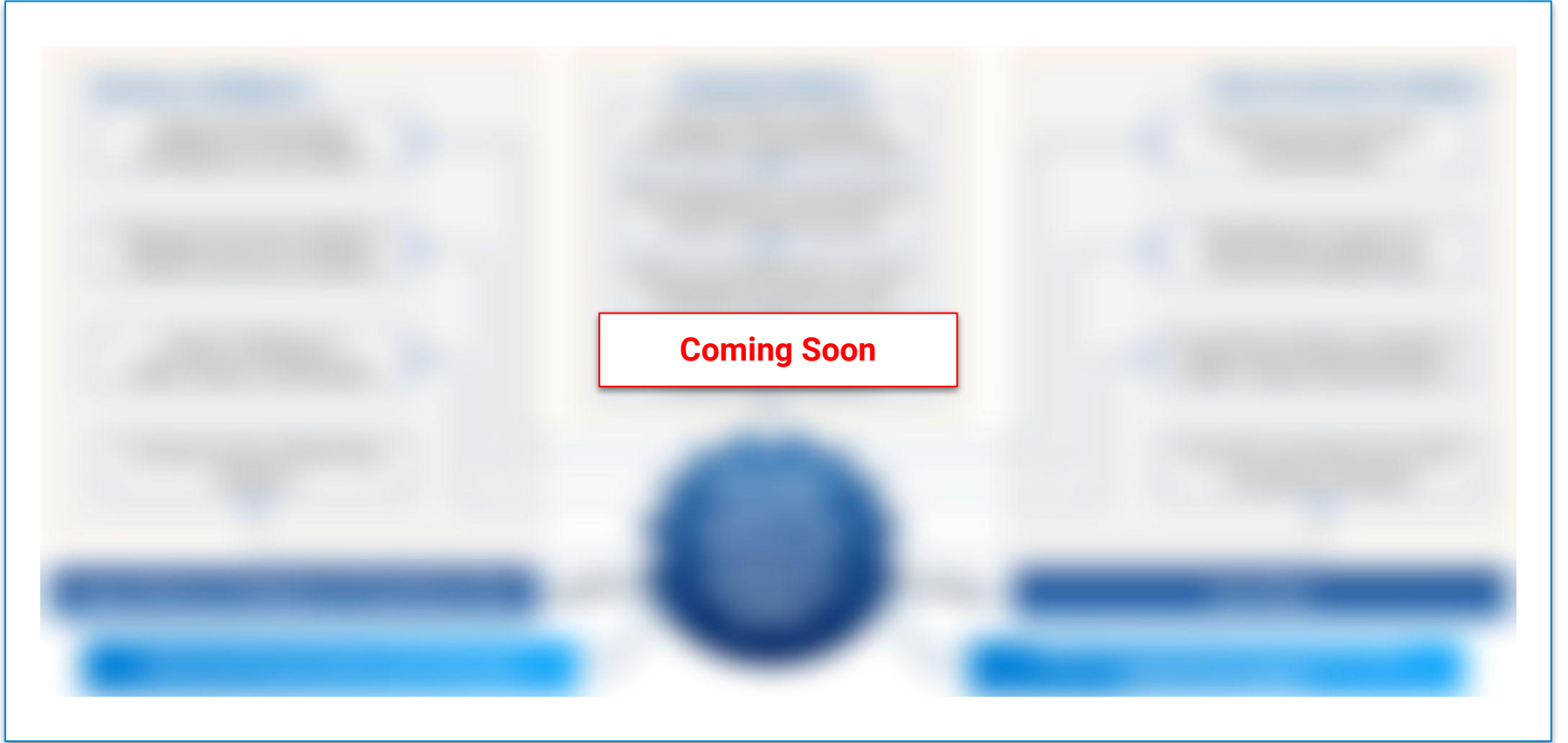
# BioTech IPOs Bank Advisers Rating



**Coming Soon**

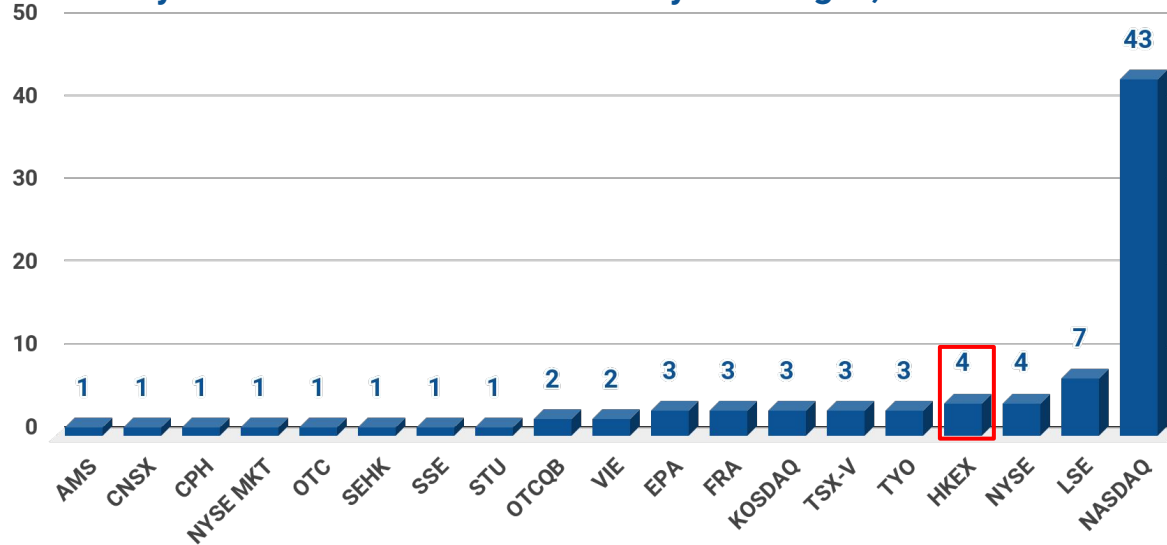
# Inconsistencies Analysis Methodology

---



# In-depth Analysis of the Stock Exchanges

## Dynamic of the AI Pharma IPOs by Exchanges, 2005-2023



Upon examining the graph on the left, it is evident that **the majority of AI Pharma businesses launched their IPOs on the Nasdaq Stock Exchange.** This was followed by the **London Stock Exchange,** and the **New York and Hong Kong stock exchanges,** which are tied for third place.

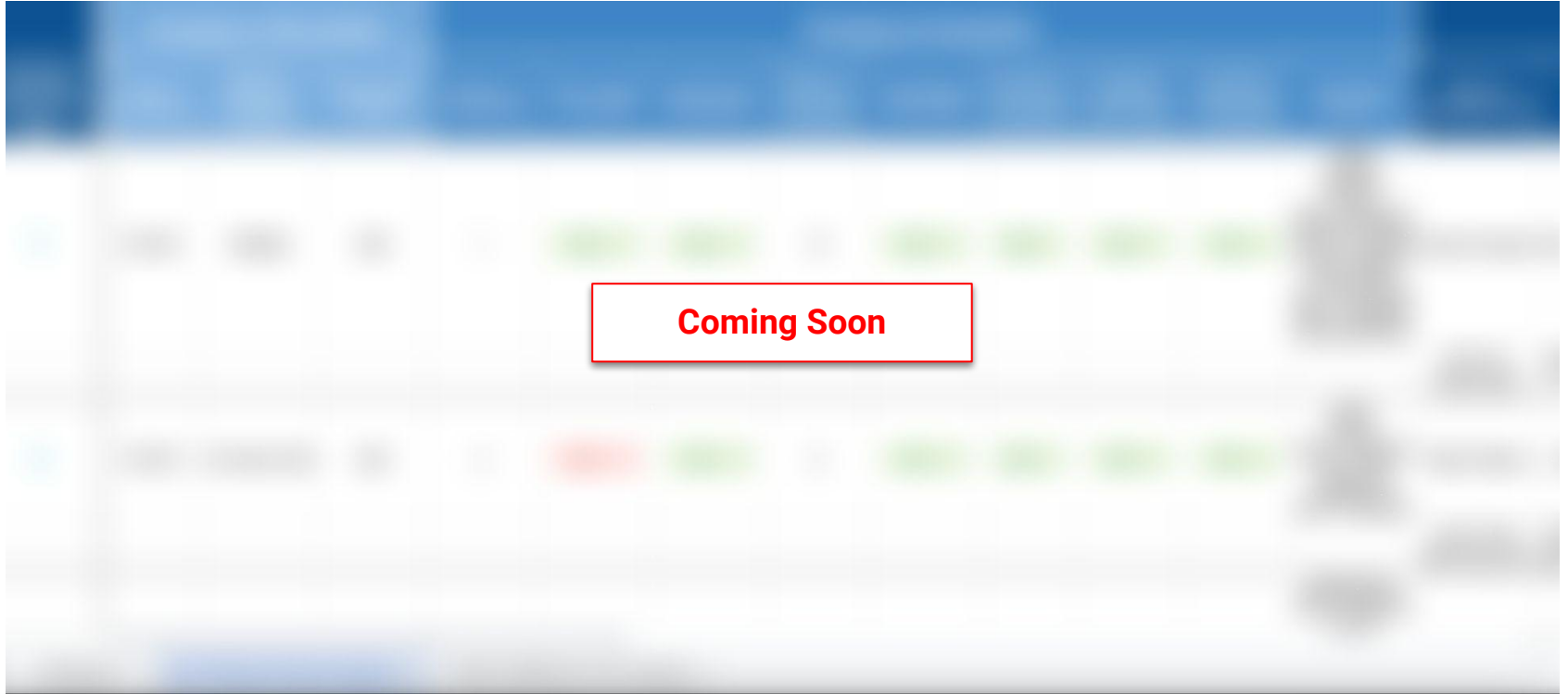
**The democratization of the IPO criteria for the Hong Kong Exchange is expected to enhance the occurrence of AI Pharma IPOs in 2024.** The incident in question is unlikely to have a significant impact due to the high barriers faced by many small companies. However, **mature companies stand to gain advantages from this situation.**

## Hong Kong's New Listing Rules for Specialist Technology Companies

The implementation of the new regulations outlined in Chapter 18C commenced on March 31, 2023, specifically for companies seeking to file for HKSE IPOs. **Companies with a minimum worth of HK\$10B (about US\$1.27B) are allowed to offer shares in IPOs, regardless of whether they have earned any revenue yet. The proposed barrier of HK\$15B (equivalent to approximately US\$1.91B) has been decreased.**

Furthermore, there has been a reduction in the mandated market capitalization for commercial companies to HK\$6B (equivalent to around US\$1.02B).

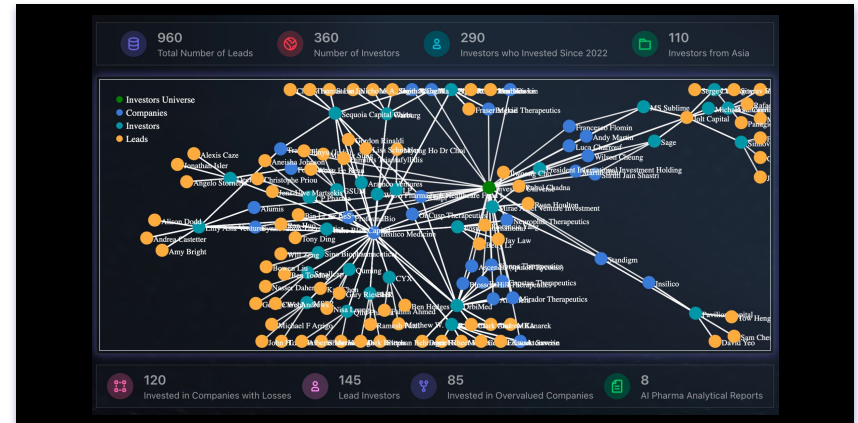
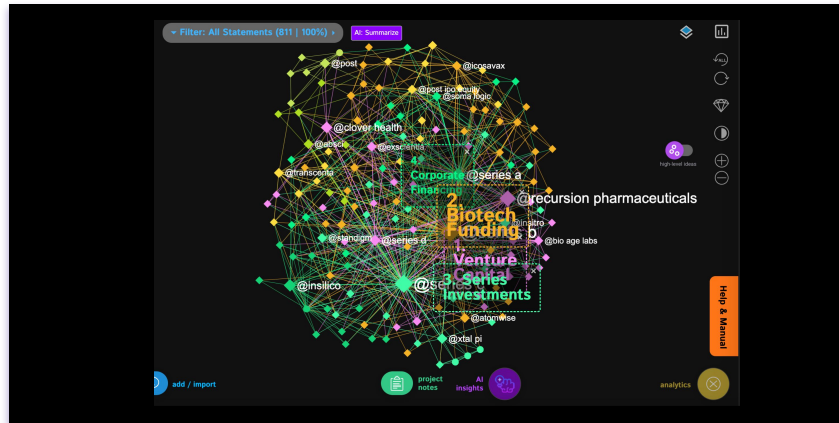
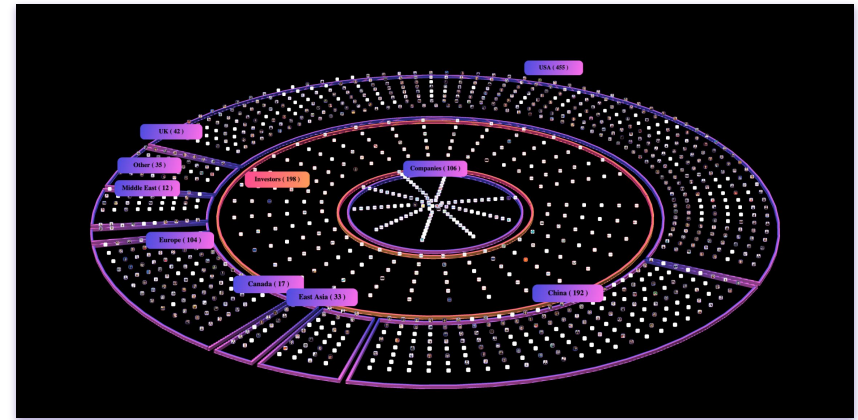
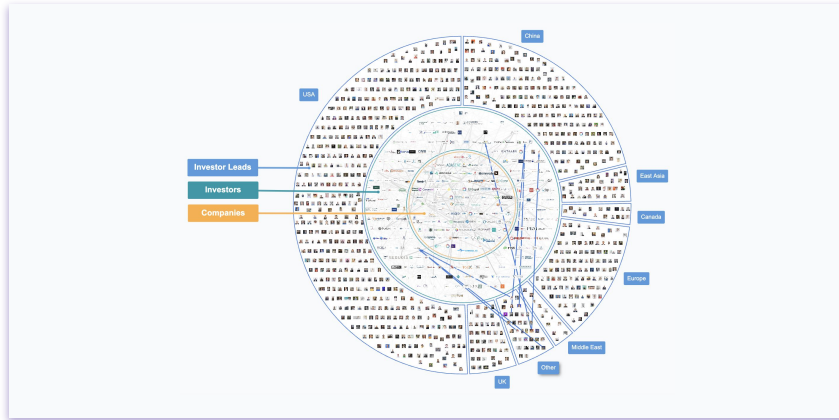
# Investment Fund Analysis Approach




The image shows a blurred screenshot of a financial analysis tool. A red-bordered box with the text "Coming Soon" is centered over the content. The background is out of focus, but some elements are visible: a blue header bar at the top, a table with columns, and some green and red text indicating positive and negative values respectively. The overall appearance is that of a software interface for investment fund analysis.



# Personalities Interconnections Analysis





# Deep Pharma Intelligence Overview

*Document Intended Exclusively for Professional Counterparties*

[www.deep-pharma.tech](http://www.deep-pharma.tech)

# About Deep Knowledge Group

**Deep Knowledge Group** is a consortium of commercial and nonprofit organisations active on multiple fronts in the realm of DeepTech and Frontier Technologies (AI, Longevity, FinTech, GovTech, InvestTech), ranging from scientific research to investment, entrepreneurship, analytics, media, philanthropy, and more.

Deep Knowledge Group runs several data-driven **investments and financial vehicles**



DEEP KNOWLEDGE VENTURES



InvestTech Platform



LONGEVITY FINANCIAL CLUB



DeepTech and Longevity Industry Financial Advisors



LONGEVITY CARD



LONGEVITY CAPITAL

Deep Knowledge Group's **analytical subsidiaries** are world leaders in analytics for DeepTech and Longevity industries



AGING ANALYTICS AGENCY



Big Data Analytics Department



GovTech Analytics



FemTech Analytics



NeuroTech Analytics



DEEP KNOWLEDGE ANALYTICS



SpaceTech Analytics



DEEP PHARMA INTELLIGENCE

Deep Knowledge Philanthropy pioneers several infrastructural **social impact projects**



DEEP KNOWLEDGE PHILANTHROPY



5th Industrial Revolution Institute



LONGEVITY INTERNATIONAL

ATLAS



Swiss Longevity Valley



Biogerontology Research Foundation  
Prevent. Restore. Preserve.



Philanthropy International

# Analytical Methods and Systems Developed by Deep Knowledge Group



Created frameworks as a basis for further analytical research of complex industries

**Frameworks of Complex Longevity and DeepTech Industries**

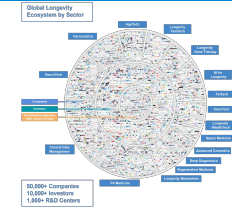
2013



Produced first-of-their-kind reports on Longevity and DeepTech

**Fundamental Analytical Reports**

2014 - 2018



Industrial and regional representation of the market development

**Advanced Visualisation of DeepTech Industries**

2019



Different analytical products arranged into thematic dashboards

**Big Data Analytics Dashboards**


2020 - 2021



Extended the number of dashboards' tools and added the embedded AI engine

**AI-driven Big Data Analytics System and Dashboards**

2021 - 2022



Dashboards 2.0, 3.0 created Smart matching system

**Enhanced Big Data Analytics systems with Operational Environment**

2023-2024

# Press about Deep Pharma Intelligence and Its Founding Partners

The Guardian



'Britain has all the required resources, as well as industrial and governmental will, to become a global hub for the technology by 2022, according to analysis by the Big Innovation Centre and **Deep Knowledge Analytics.**' [The Guardian.](#)

Forbes



'By 2022, the UK will be a global hub for blockchain technologies and the crypto economy. That is the claim of a new report from the Big Innovation Centre and **Deep Knowledge Analytics**, released last month'. [Forbes.](#)

MarketWatch



'If we were to follow the logic of these Short Sellers Reports to their fullest extent, it could be concluded that all innovative, DeepTech-driven companies working on something fundamentally new and disruptive may be easily accused in fraud," adds Co-founder at **Deep Knowledge Analytics Mr. Dmitry Kaminskiy.** [Market Watch.](#)

Bloomberg



Recent article in Bloomberg by Kanoko Matsuyama, 'Race for First Drug Discovered by AI Nears Key Milestone', on Insilico Medicine's recent progress in bringing an AI-discovered drug for idiopathic pulmonary fibrosis to mid-stage trials in China and the US. [Bloomberg.](#)

Bloomberg



Bloomberg's article shows this to be true, detailing many other recent AI in Pharma activities, programs and acquisitions being made by major players like Sanofi, Bayer, Roche, GSK, AstraZeneca, Pfizer, BioNTech SE, Illumina, Alphabet Inc., Google DeepMind, Tencent. [Bloomberg.](#)

Forbes



Deep Pharma Intelligence is pleased to have its Pharma AI industry analytics research featured in a recent article in Forbes, 'A New Era Of Drug Discovery With Biology-Driven AI', written by Forbes Council Member. [Forbes.](#)

# Deep Pharma Intelligence – New Era in Pharma Analytics

Deep Pharma Intelligence (DPI), an analytical subsidiary of Deep Knowledge Group, is a highly specialised think tank in the area of BioTech innovation profiling, market intelligence, and BioTech development advisory. The company is dedicated to producing powerful data mining and visualisation systems, interactive analytics tools, and industry reports, offering deep technical insights, market intelligence, and strategic guidance in the high growth and significant opportunity areas.

## DPI is Focusing on Three Key Activities:

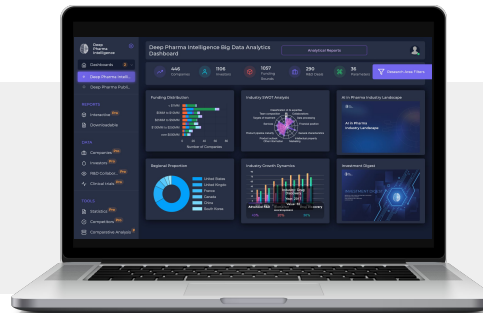
### Conducting Market Intelligence

Producing regular **open-access** and **proprietary reports** on the emerging topics and trends in the pharmaceutical and healthcare industries. All reports are supported by our back-end analytics systems and tools that allow to receive fresh insights and updates about opportunities and risks.



### Creating Big Data Analytical Dashboards

Building a comprehensive **Big Data Analytical Dashboard** (SaaS) as a one-stop-platform for all market and business intelligence operations our customers may need, including profiling thousands of companies, market signals and trends based on tens of millions of constantly updated data points.



### Producing Scientific Content

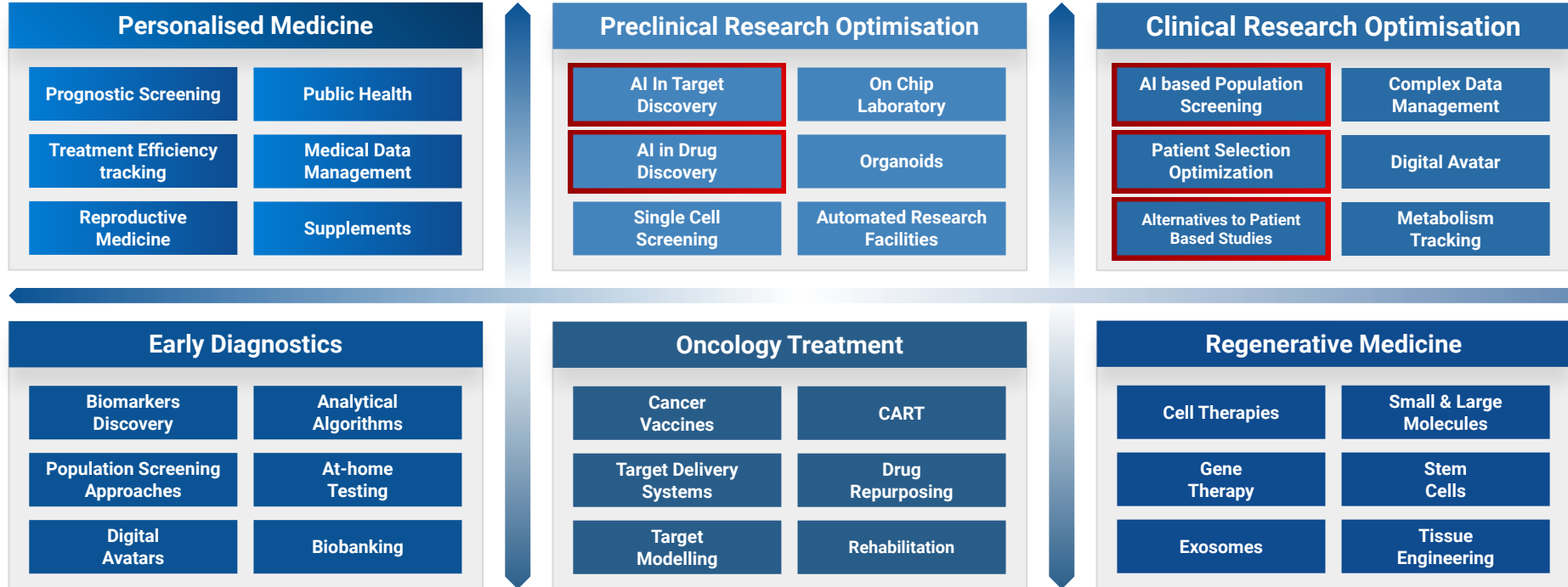
DPI provides a **full-cycle development of articles, scientific journals, and books**. We are ready to develop a detailed Requirement Specifications document, including layout of the journal, fully designed brand book, with example templates for each chapter.





# Disruptive Technology in Pharma Framework

Current focus of **Deep Pharma Intelligence (DPI) Dashboard** is aimed at **Artificial Intelligence role in Drug Discovery**. Yet, the **core strategic goal for DPI** is to expand dashboard coverage in order to **include all projected disruptive technologies** and companies that use them in the Pharmaceutical Industry. **The Framework visualizes all potential disruptive sectors in Pharmaceutical Industry which will be presented in Dashboard**, while highlighted blocks are categories which are already covered.



# Explore Deep Pharma Intelligence Solutions


**Deep Pharma Intelligence** is building a sophisticated cloud-based engine for advanced market and business intelligence in various deeptech industries.

We provide profound AI-driven insights on the private and public markets in the Tech industries via **customized IT-Platforms and Dashboards.**



Proprietary Analytics

Order AI-driven research and data science reports tailored to your needs



Clinical Trials

Discover clinical trials conducted by AI for drug development companies



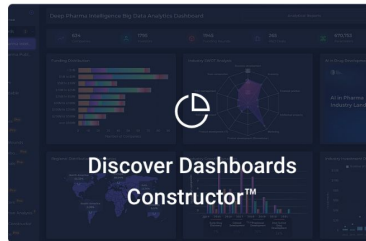
Market Intelligence

Get actionable insights on the flow of capital across VC, PE and M&A in the AI industry

## Our Partners




Bio  
Pharma  
Trend



Discover Dashboards  
Constructor™

Ultimate solutions for building customized Big Data Analytics Systems and Dashboards



Mindmaps

Understand the connections between companies and investors within industry sectors



Networking

Connect to industry professionals for fruitful relationships



# AI Pharma Market Investment Analytics Dashboard



**DEEP PHARMA INTELLIGENCE**

[Dashboards](#)

Insilico Medicine Analysis

Operational Environment: Insilico Medicine

[Industry Analysis](#)

Industry Overview

Major Companies  
Competitor Analysis

[Platforms](#)

AI in Drug Discovery

AI in Drug Discovery in Asia

[Supplementary Materials](#)

AI Economy Size in BioMed


## AI Pharma Investment Analytics



**800**  
AI Pharma Companies



**1,900**  
AI Pharma Investors



**100**  
AI Pharma Corporations



**30**  
Hubs

### AI Pharma Universe



### General AI Pharma Market Analysis

#### AI Pharma Investment Digest

March 2024



### Publicly Traded Companies Tracker

Company	TICKER	MARKET	COUNTRY	PREV. CLOSE	MARKET CAP	VOLUME
Recursion	RRGB	NASDAQ	USA	11.52	242.85M	1.8M
AI-Criteria	CRIT	NASDAQ	Canada	4.52	104.17M	1.4M
Schrodinger	SDIG	NASDAQ	USA	25.47	102.10M	1.5M
Exscientia	EXSC	NASDAQ	USA	17.52	95.50M	0.9M
Lexeo	LEXP	NASDAQ	USA	18.47	103.18M	0.7M
Neuromax	NEUM	NASDAQ	USA	10.12	207.25M	0.7M

### AI Pharma Market Teaser

#### AI Pharma Market Investment Digest Teaser

April 2024



### 5 Prominent Pre-IPO Companies

#### 5 Promising Pre-IPO AI Pharma Companies Case Study



### Insilico Medicine Case Study

#### Insilico Medicine Case Study

April 2024





**\$2.5T**  
Preliminary Economical Size in 2023



**20**  
Industry Segments



**890,000**  
Data Points



**50x**  
AI Pharma Industry Growth

< Page 1 / 1 >

[Investors Analysis](#)

US Based Investors

Middle East Based Investors

Europe Based Investors

Asia Based Investors

[Organizations](#)

Investment Companies

Pharma Companies

[Investors Mapping](#)

Investors Universe Mapping

3D Investors Universe Mapping

[Get Access](#)

[About](#) [Privacy Policy](#) [Contact](#)

Deep Pharma Intelligence

37

# AI Pharma Market Investment Analytics Dashboard



## AI Pharma Investment Digest

April 2024

[www.deep-pharma.tech](http://www.deep-pharma.tech)



**Technological  
Advancements Defining the  
Market**

**In-depth Overview of AI  
Pharma M&A and  
Collaborations**

**Enhanced AI Pharma Public  
Market Analysis**

**AI Pharma Investment Risks  
Analysis**



## 5 Promising Pre-IPO AI Pharma Companies Case Study

[www.deep-pharma.tech](http://www.deep-pharma.tech)

**Highlighted Pre-IPO  
Companies Shortlist for  
Monitoring**

**Scientific and Tech  
Validation of the Companies**

**Companies' Expertise and  
Funding Correlation Analysis**


**Detailed  
Companies' Overview**

# Insilico Medicine Operational Environment Dashboard





DEEP  
KNOWLEDGE  
GROUP  
*LIFE SCIENCES DIVISION*



# Deep Pharma Intelligence

E-mail: [info@deep-pharma.tech](mailto:info@deep-pharma.tech)

Website: [www.deep-pharma.tech](http://www.deep-pharma.tech)

Deep Pharma Intelligence Products Platform:  
[www.deep-pharma.tech/products](http://www.deep-pharma.tech/products)