

DEEP  
KNOWLEDGE  
GROUP



LONGEVITY  
INDUSTRY  
ANALYTICS

# Global Medical Clinics

## Big Data Analytical System and Dashboard

*White Label Solution for Longevity, Precision  
and Preventive Medicine Clinic Analytics*

**Strictly Confidential**

[www.longevity.group](http://www.longevity.group)

# Proposal Overview

AI-Driven Big Data Analytics System for Deep Competitive Analysis and Market Intelligence on 12,000 Medical Clinics

Options for Customized Dashboard Creation to Meet Specific Needs of Clients with Additional Dedicated Tech Components

AI Co-Pilot to Automatically Translate Global Medical Clinics Dashboard Insights into Practical Strategic Recommendations

Options for Standard Dashboard Subscription, Custom White Label Solution, and SaaS-Based Access to Select Components

Sophisticated Engagement Relations Management System (ERM) to Enhance Business Marketing and Client Relations

Longevity Clinic Corporate Blueprints: Recommended Clinical Pipeline and Protocols for the Ideal Longevity Clinic

Joint Product

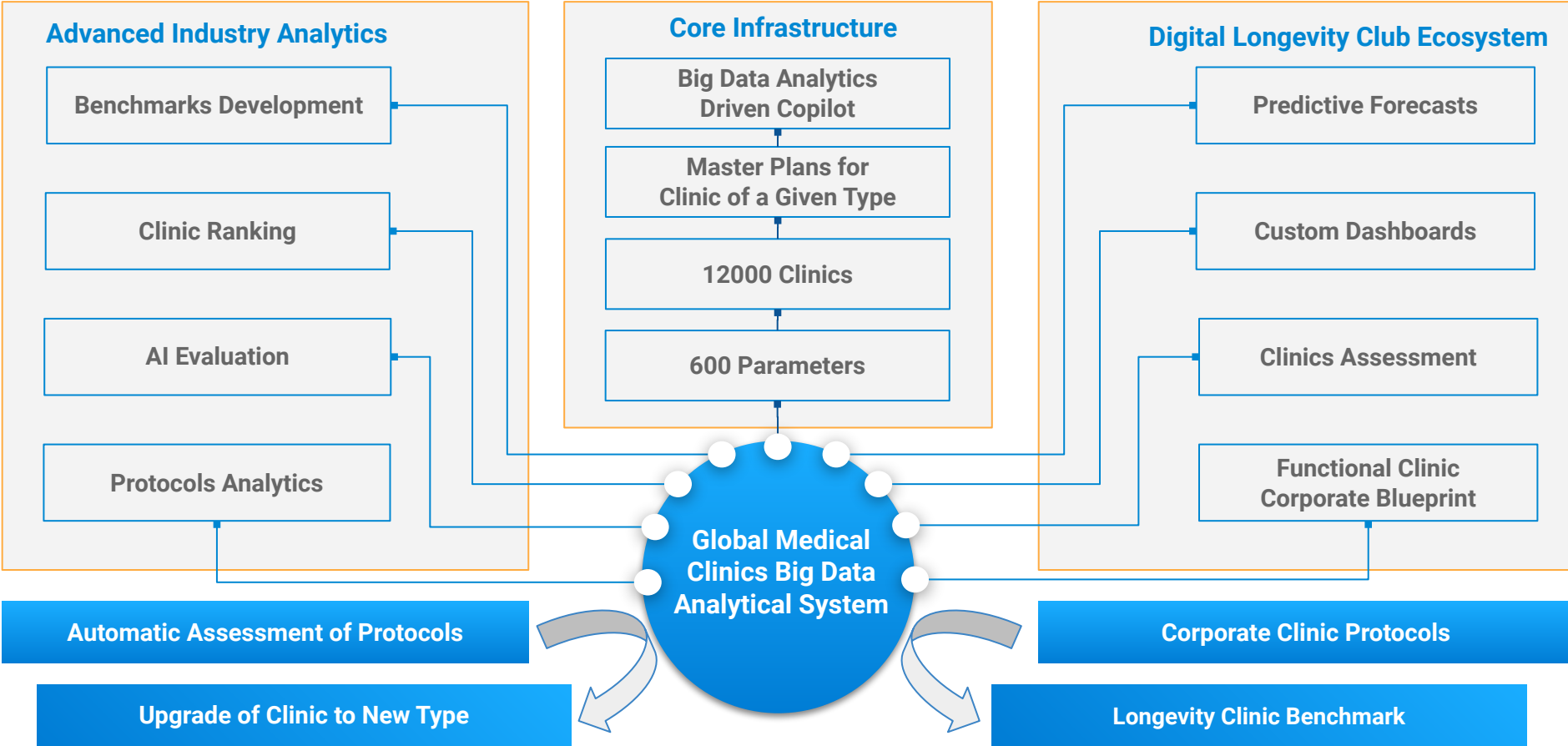
SaaS Product



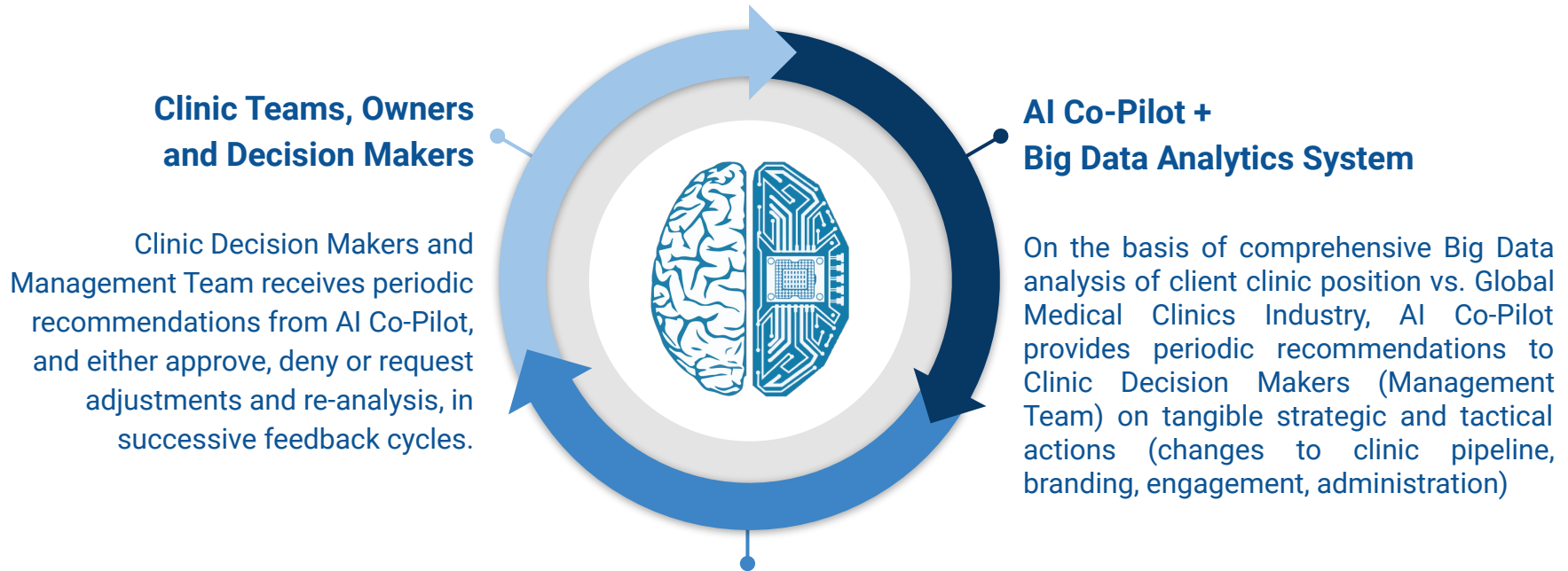
White Label Solution

Strategic Partnership

# Global Medical Clinics Big Data Analytics System and Dashboard Components



# Augmented Clinics Intelligence: Hybrid Solution (AI + Humans)



## Clinic Teams, Owners and Decision Makers

## AI Co-Pilot + Big Data Analytics System

Clinic Decision Makers and Management Team receives periodic recommendations from AI Co-Pilot, and either approve, deny or request adjustments and re-analysis, in successive feedback cycles.

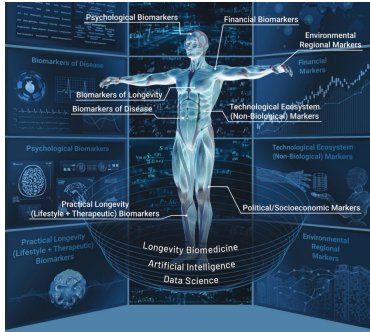
On the basis of comprehensive Big Data analysis of client clinic position vs. Global Medical Clinics Industry, AI Co-Pilot provides periodic recommendations to Clinic Decision Makers (Management Team) on tangible strategic and tactical actions (changes to clinic pipeline, branding, engagement, administration)

## Cyclical Synergy: Periodic Feedback Cycle

Together, based on this iterative cycle of analysis, recommendations and revisions, Clinic Team and AI Co-Pilot become a collaborative, augmented intelligence-style net-synergetic hybrid solution to clinic management

# Component 1

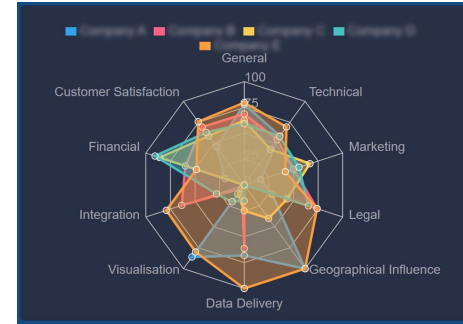
Each proposition is tailored for specific client needs and is fine tuned to according to their desired outcomes. As the scope of system functionality and types of analysis can be modified based on client specifications, cooperation terms and conditions are negotiable.



## Hybrid Solution (AI-Driven Digital Second Layer to Clinic Infrastructure)

- Data-driven augmented tool for Clinic AI Support augmentation and sophisticated clinic roadmap development
- Enables data-driven clinic development using augmented intelligence (Clinic Owners / Decision Makers + AI Agents + Big Data Analytics Market Intelligence Systems)
- Enables clinics to capture the activity and attention of their clients outside the clinic, and offer them in-brand ways to optimize Health and Longevity at home and on the go

# Component 2



## AI-driven Smart Matching System and Business Intelligence Engine for Head Hunting

- Automated data collection for top doctors, practitioners and potential clinic staff
- SWOT analysis and benchmarking of individual Clinic Doctors across Longevity, Precision Medicine and Narrow Specialties
- Semi-automated engagement strategies for outreach
- Easily integrated IT panel for streamlined operations
- Customization options to cater to specific clinics needs
- Semi-automated recommendations for aggressive and proactive top talent acquisition and retainment

## Initial Proposal for Cooperation

**Longevity Industry Analytics** is dedicated to equipping advanced clinics with a specialized suite of AI-driven analytics and visualization tools as an **ideal add on** and **second digital, virtual IT and AI-enhanced layer** for existing advanced clinics (Longevity, Precision Health, Preventive Medicine, and other specialty services). More and more people are seeking to optimize their Health, Wellness and Longevity outside of the clinic rather than within it, and we offer leading clinics the infrastructure to capture that activity, and address that user desire, within the umbrella of their own branding.

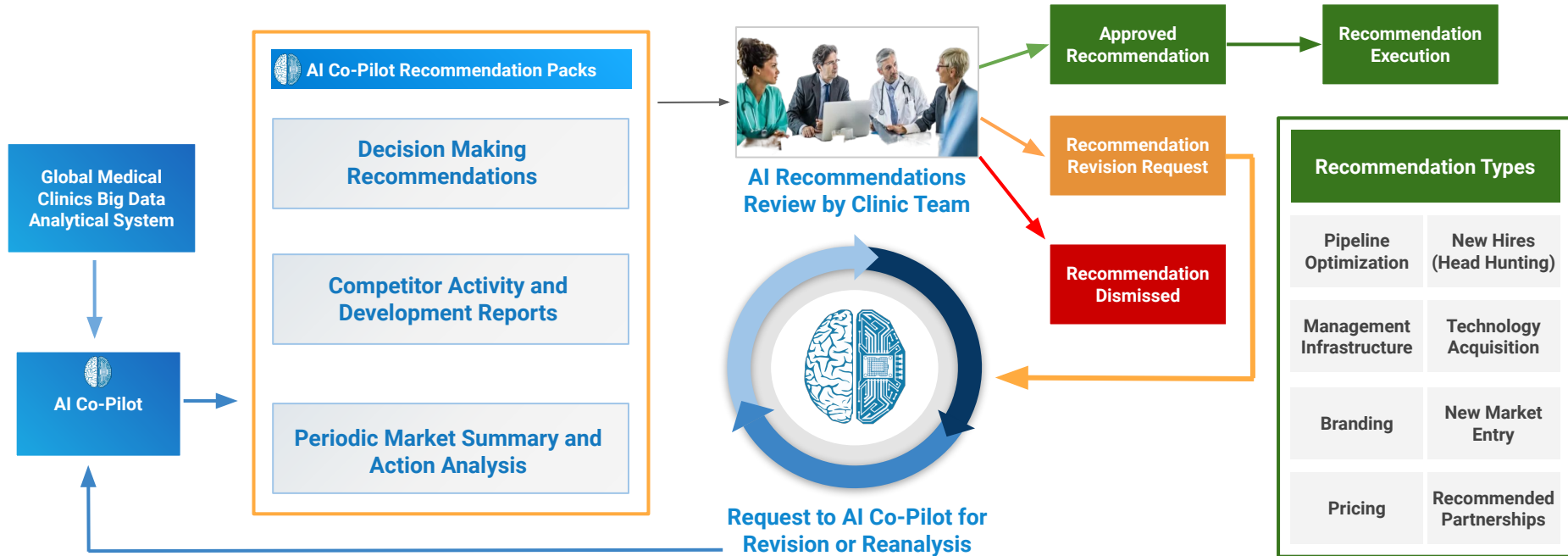
Our product and service suite also encompass structured recommendations on how to optimize and modernize existing physical clinical pipelines and protocols according to data-driven ecosystem analysis and market intelligence, enabling clinics to adopt best practices, monitor and on-board innovations, and adapt to competitors. But our major specialty is in offering clinics a suite of tools (market intelligence dashboards, AI Co-Pilots, Engagement Relations Management Systems ) that **serve as a seamless second virtual layer on top of their existing practices and facilities**, to capture the clients activities and attention outside the clinic, and enable them to maximize their Health, Wellness and Longevity at home and on-the-go all within their favorite clinic's existing brand umbrella.

Our comprehensive portfolio supports a broad spectrum of needs, from boosting operational efficiency to unlocking profound strategic insights, ensuring access to the forefront of technological advancements, and unparalleled market intelligence on the Global Medical Clinics Industry. We offer a suite of collaboration opportunities to enhance existing systems or undertake new initiatives.

**Our commitment** is to forge impactful collaborations by providing an extensive toolkit and our deep expertise, all directed towards delivering significant outcomes. We are flexible in our approach to partnerships, ready to explore various collaborative models that promise to deliver substantial value and drive industry leadership for our Medical Clinics partners.

# AI Augmentation Medical Clinic Intelligence: Doctor + AI Hybrid Synergy

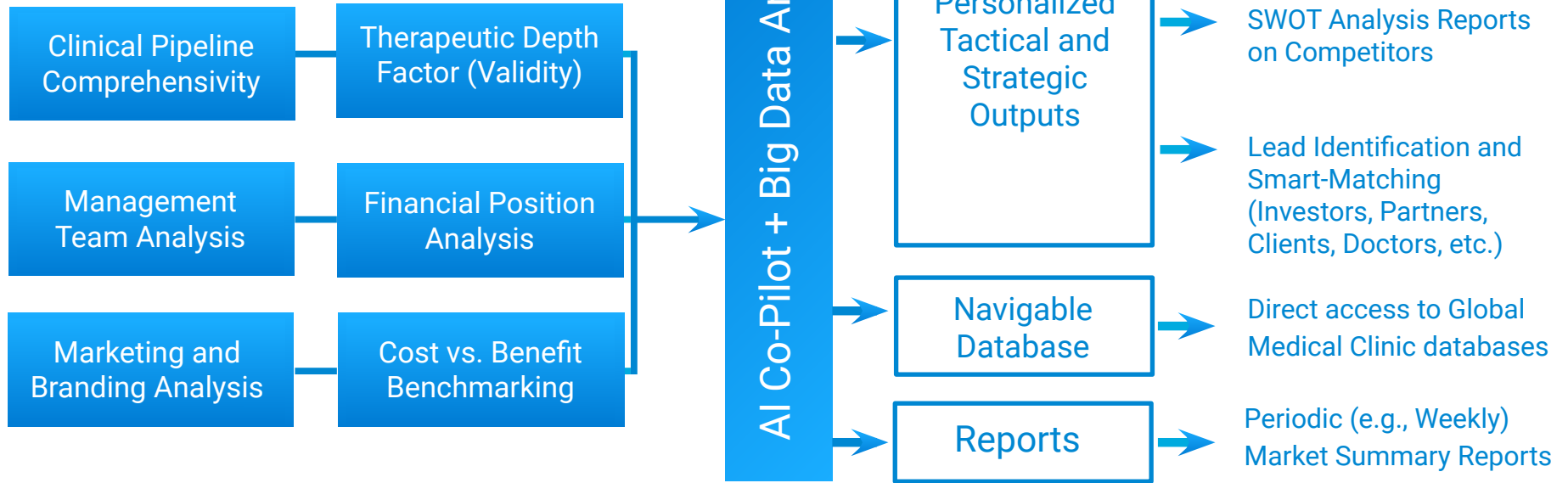
Longevity Club's AI-augmented hybrid solution is designed to provide both doctors (clinic practitioners) and executives (clinic owners and decision makers) with an end-to-end hybrid solution to augment and enhance their strategic and day-to-day operations.



The system serves both as a virtual second layer to clinic services by clients, as well as a data-driven AI recommendation system to optimize clinic operations according to monitoring and analysis of the global medical clinics industry landscape.

# AI Copilot + Global Medical Clinic Dashboard Use Cases

## Real-Time Global Medical Clinic Market Intelligence and Comparative Analysis (Big Data Analytics Dashboard and System)



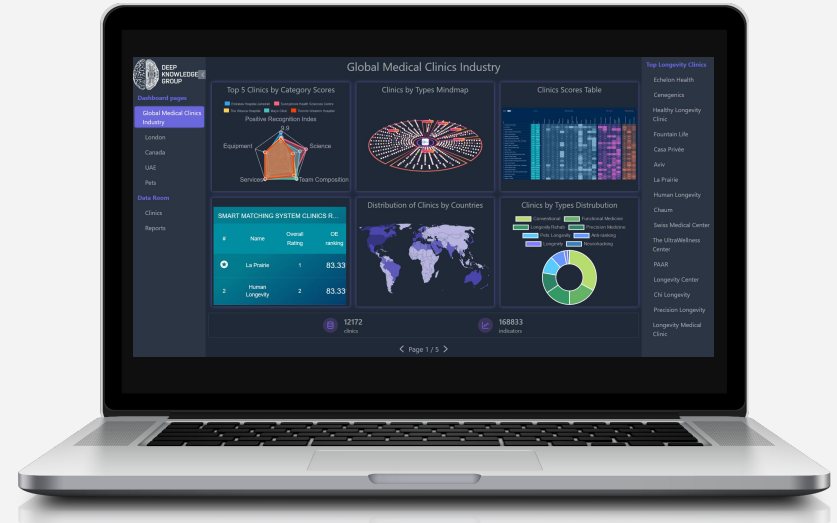


# Global Medical Clinics Industry Big Data Analytics System

**GMC Big Data Analytics Dashboard** serves as a one-stop-platform for all market and business intelligence operations its customers may need, including benchmarking for companies, technologies, competitive and SWOT analysis for more than 12,000 medical clinics.

The clinics are **divided into 8 main categories** and distributed across various locations. Based on this data, Dashboard provides users with tools for conducting market intelligence, analysing the industry trends and delivering insights from analytics.

The **detailed profiles of clinics** are available as a separate addition, providing convenient benchmarks for analysis. Leveraging such a comprehensive resource, users can delve into detailed analytics and comparisons across multiple dimensions. With **customizable reporting tools**, users can create tailored analytics reports that focus on the metrics most relevant to their goals.



The GMC Big Data Analytics Dashboard is essential for decision-making, offering detailed analysis of over 12,000 medical clinics across various categories and locations. It includes benchmarking, competitive analyses, customizable reporting, and in-depth clinic profiles for comprehensive market and business intelligence.

## Component 3

Each proposition is tailored for specific client needs and is fine tuned to according to their desired outcomes. As the scope of system functionality and types of analysis can be modified based on client specifications, cooperation terms and conditions are negotiable.



### Global Medical Clinics Dashboard

- Aggregated data from 12,000+ medicine clinics
- Provides market intelligence tools and analytics
- User-friendly interface with customizable reporting
- Real-time updated for timely decision-making
- Robust security measure ensure data confidentiality
- Supports strategic decision-making with actionable insights

## Component 4



### Executive AI-Copilot (Dashboard Add-On)

- Drives decision-making with powerful data insights
- Delivers actionable insights through advanced data analytics
- Maximizes big data's impact on market intelligence
- Maximizes data warehouse solutions for storage efficiency
- Utilizes machine learning algorithms for predictive analysis
- Implements interactive dashboard for visual data exploration

# Global Medical Clinics Industry Big Data Analytics System



Dashboard pages

Global Medical Clinics Industry

London

Canada

UAE

Pets

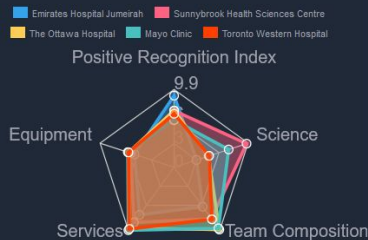
Data Room

Clinics

Reports

## Global Medical Clinics Industry


Top 5 Clinics by Category Scores



Clinics by Types Mindmap



Clinics Scores Table



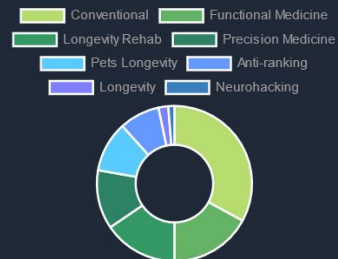
SMART MATCHING SYSTEM CLINICS R...

| # | Name            | Overall Rating | OE ranking |
|---|-----------------|----------------|------------|
| 1 | La Prairie      | 1              | 83.33      |
| 2 | Human Longevity | 2              | 83.33      |

Distribution of Clinics by Countries



Clinics by Types Distrubution



12172 clinics

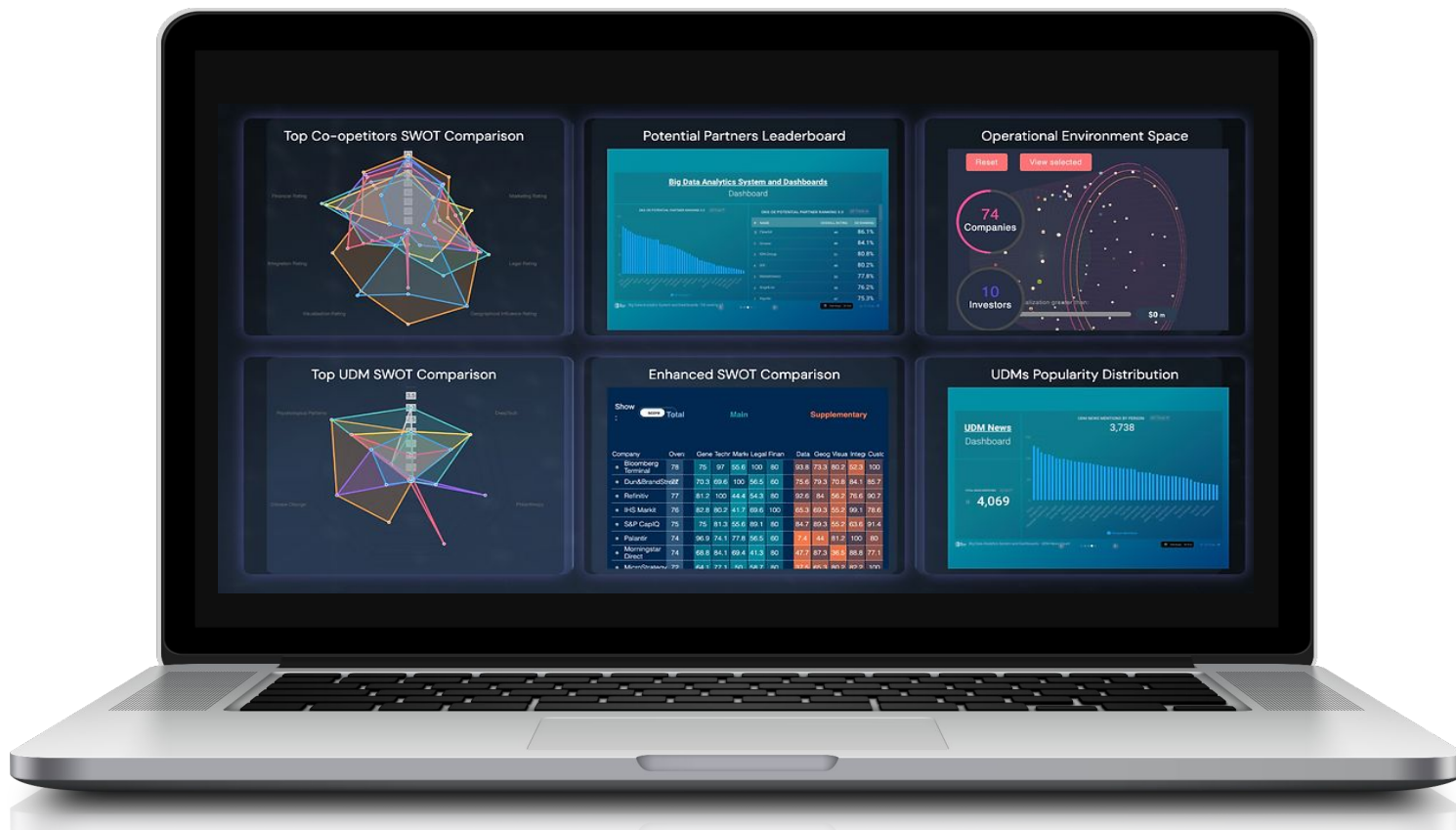
168833 indicators

Page 1 / 5

### Top Longevity Clinics

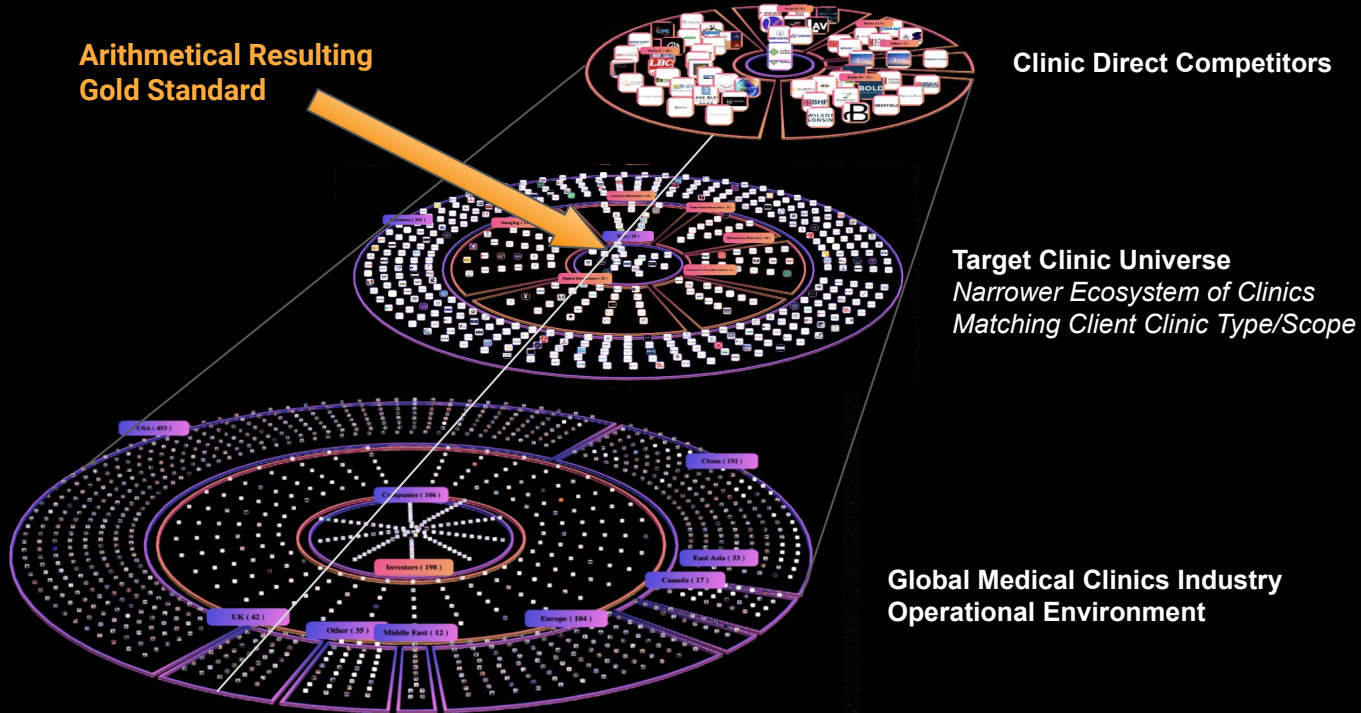
- Exchelon Health
- Ceneogenics
- Healthy Longevity Clinic
- Fountain Life
- Casa Privée
- Aviv
- La Prairie
- Human Longevity
- Chaum
- Swiss Medical Center
- The UltraWellness Center
- PAAR
- Longevity Center
- Chi Longevity
- Precision Longevity
- Longevity Medical Clinic

# Global Medical Clinics Industry Big Data Analytics System



# Mapping Clinic Operational Environment

**Arithmetical Resulting Gold Standard**



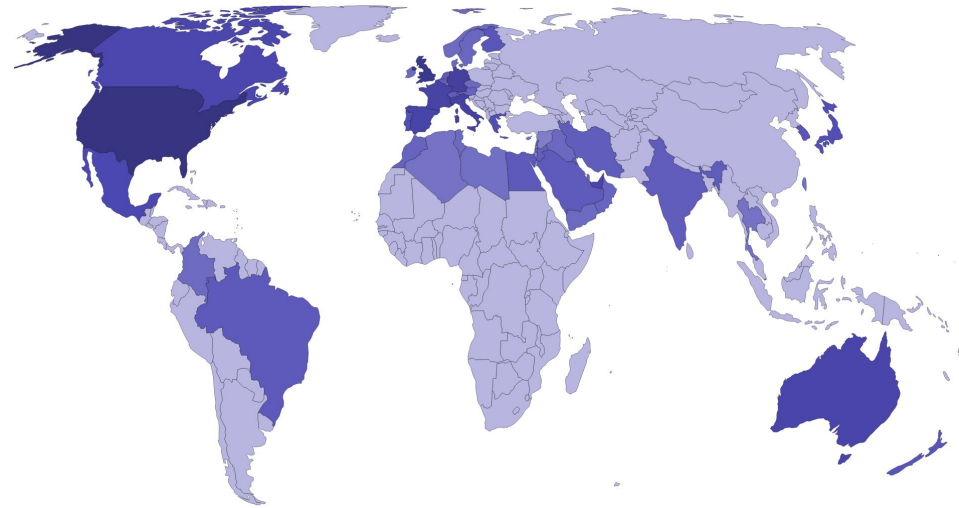
A targeted, qualified shortlist of clinic competitors is obtained by first mapping the full operation environment of the Global Medical Clinics Industry, and then filtering the subset of clinics that match the client according to clinical type and scope.

Narrow targeting then enables identification of the direct competitors of the clinic; however, parallel analysis of the full Global Medical Clinics industry also enables identification of gold standards and best practices both from similar and dissimilar clinics (e.g., obtaining clinical pipeline adjustment recommendations from related clinics but marketing strategy from gold-standard global clinics).

# Global Medical Clinics Interactive GeoMap

**Global Medical Clinics Interactive GeoMap** serves as a powerful resource, offering a comprehensive map that visually represents the global distribution of top medical clinics in our extensive database. **The tool categorizes clinics** into various types such as **conventional, precision medicine, functional medicine, neurohacking, longevity clinics, longevity rehab, and pet clinics.**

This dynamic and interactive visualization not only underscores the extensive coverage of healthcare facilities worldwide but also fosters a nuanced understanding of the diverse medical services offered in different regions. It stands as an invaluable asset for industry professionals, researchers, and investors seeking a detailed and insightful perspective on **the global medical clinics landscape.**



Build statistics chart of:

|                         |                         |                      |         |                        |                |       |             |
|-------------------------|-------------------------|----------------------|---------|------------------------|----------------|-------|-------------|
| Main Category *         | Secondary Category      | Type of Value        | Filters | Country                | Custom Query   | Reset | Build Chart |
| -- select category -- v | -- select category -- v | -- select value -- v |         | -- select country -- v | small molecule |       |             |

**This resource offers industry professionals, researchers, and investors valuable insights into the extensive coverage of healthcare facilities worldwide, showing the diverse range of medical services in different regions.**

# Customized Dashboard Creation



## AI-Driven Market Intelligence Focus

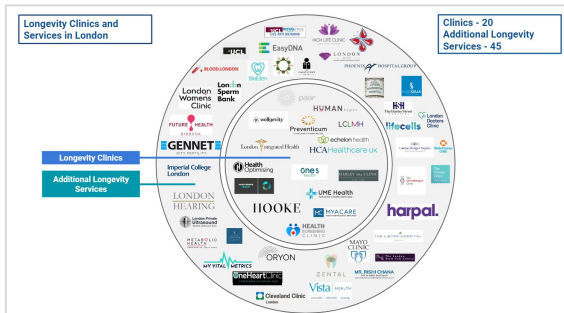
|                                       |   |  |
|---------------------------------------|---|--|
| <b>Automated SWOT Analysis</b>        | <b>Market Monitoring</b>                | <b>Interactive Chart Builder</b>         |
| <b>Automated Competitive Analysis</b> | <b>Plug and Play Dashboard Assembly</b> | <b>Easy Integration with Client Data</b> |

# Key Features

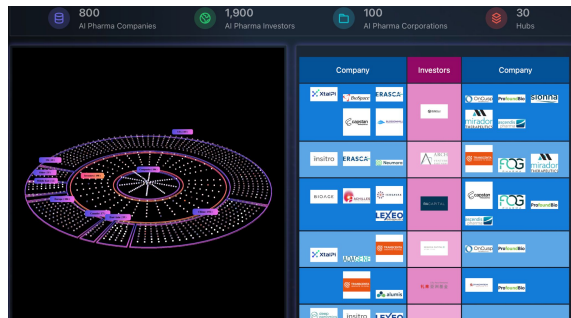
- E** Enables the creation of highly tailored Big Data Analytical Dashboards for particular topic of interest
- A** Adaptive and highly versatile system for data processing and visualisation
- S** Sophisticated protocols of AI processing leveraging available data
- Y** You are the one who decides - purchase a white label solution or request creation-on-demand

# Global Medical Clinics Industry Big Data Analytics System


## Interactive Industry Mindmap



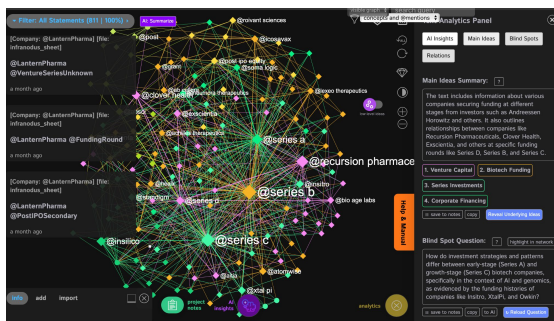
## 3D Industry Landscape



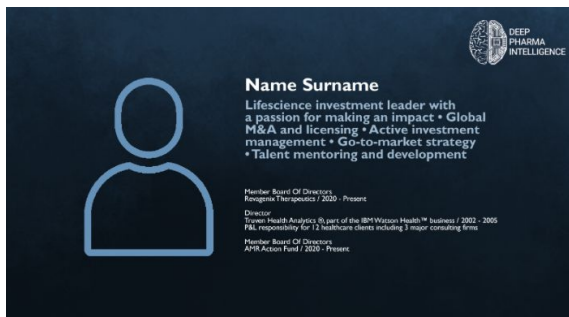
## Operational Environment



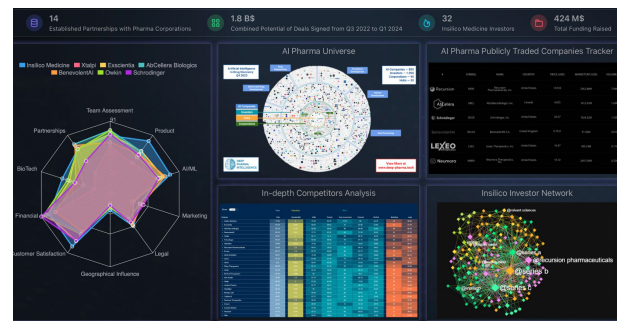
## Clinics Universe



## Clinician (Doctor) Profiles



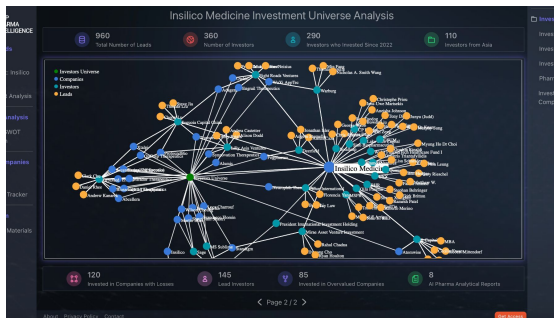
## Analytical Infographics





# Global Medical Clinics Industry Big Data Analytics System

## Investor + Client Relations



## Open Source Intelligence Analytics

## Recommendation System

Name: WSJ Pro Venture Capital Group  
 URL: <https://www.linkedin.com/groups/13534179>

Name: Board of Directors (TGL)  
 URL: <https://www.linkedin.com/groups/2374182>

1. Highlight Aaron's strong background in both science and business, showcasing his expertise in the biotechnology industry.
2. Initiate communication through personalized messages referencing his roles at Boxer Capital, WSJ Pro Venture Capital Group, and TGL, demonstrating a thorough understanding of his professional interests.
3. Emphasize the potential for growth and innovation in the AI and Pharma industries, aligning with Aaron's investment goals and showcasing opportunities for impactful investments in cutting-edge biotechnology companies.

<http://www.linkedin.com/in/aaron-davis-684541>  
<https://www.facebook.com/aaron.t.davis.92>

## Industry Influencer Interactive Database

## Clinics Scoring System

| Insilico Medicine Investment Universe Analysis | Score | Rank | Change |
|--|-------|------|--------|
| Novartis                                       | 6819  | 1    | 72.21  |
| Roche  | 6511  | 2    | 61.62  |
| Amgen  | 6231  | 3    | 72.09  |
| AbbVie   | 6036  | 4    | 49.43  |
| Merck  | 5978  | 5    | 62.39  |
| Novo Nordisk                                   | 5936  | 6    | 68.96  |
| Sanofi   | 5891  | 7    | 58.29  |
| Boehringer Ingelheim                           | 5831  | 8    | 62.11  |
| Regeneron                                      | 5789  | 9    | 68.14  |
| Moderna  | 5742  | 10   | 61.82  |
| Vertex   | 5681  | 11   | 58.26  |
| Horizon Therapeutics                           | 5634  | 12   | 68.15  |
| Actavis  | 5559  | 13   | 68.15  |
| Amgen  | 5471  | 14   | 67.27  |
| Novartis                                       | 5427  | 15   | 68.88  |
| Roche  | 5387  | 16   | 62.22  |
| Amgen  | 5347  | 17   | 59.29  |
| Novartis                                       | 5307  | 18   | 62.76  |
| Roche  | 5267  | 19   | 68.81  |
| Amgen  | 5227  | 20   | 62.76  |
| Novartis                                       | 5187  | 21   | 68.81  |
| Roche  | 5147  | 22   | 68.15  |
| Amgen  | 5107  | 23   | 68.15  |
| Novartis                                       | 5067  | 24   | 68.15  |
| Roche  | 5027  | 25   | 68.15  |
| Amgen  | 4987  | 26   | 68.15  |
| Novartis                                       | 4947  | 27   | 68.15  |
| Roche  | 4907  | 28   | 68.15  |
| Amgen  | 4867  | 29   | 68.15  |
| Novartis                                       | 4827  | 30   | 68.15  |
| Roche  | 4787  | 31   | 68.15  |
| Amgen  | 4747  | 32   | 68.15  |
| Novartis                                       | 4707  | 33   | 68.15  |
| Roche  | 4667  | 34   | 68.15  |
| Amgen  | 4627  | 35   | 68.15  |
| Novartis                                       | 4587  | 36   | 68.15  |
| Roche  | 4547  | 37   | 68.15  |
| Amgen  | 4507  | 38   | 68.15  |
| Novartis                                       | 4467  | 39   | 68.15  |
| Roche  | 4427  | 40   | 68.15  |
| Amgen  | 4387  | 41   | 68.15  |
| Novartis                                       | 4347  | 42   | 68.15  |
| Roche  | 4307  | 43   | 68.15  |
| Amgen  | 4267  | 44   | 68.15  |
| Novartis                                       | 4227  | 45   | 68.15  |
| Roche  | 4187  | 46   | 68.15  |
| Amgen  | 4147  | 47   | 68.15  |
| Novartis                                       | 4107  | 48   | 68.15  |
| Roche  | 4067  | 49   | 68.15  |
| Amgen  | 4027  | 50   | 68.15  |

## Clinics Profiles Database

# Global Medical Clinics Dashboard Overview

We specialize in the development of Custom Big Data Analytics Dashboards, a service designed to cater to the unique needs of the Medical Clinics Industry. This offering is aimed at crafting highly personalized analytical dashboards that provide deep insights into specific, disruptive topics within the specific therapeutic niches of our medical clinic clients, leveraging advanced analytics tools and comprehensive data sets.

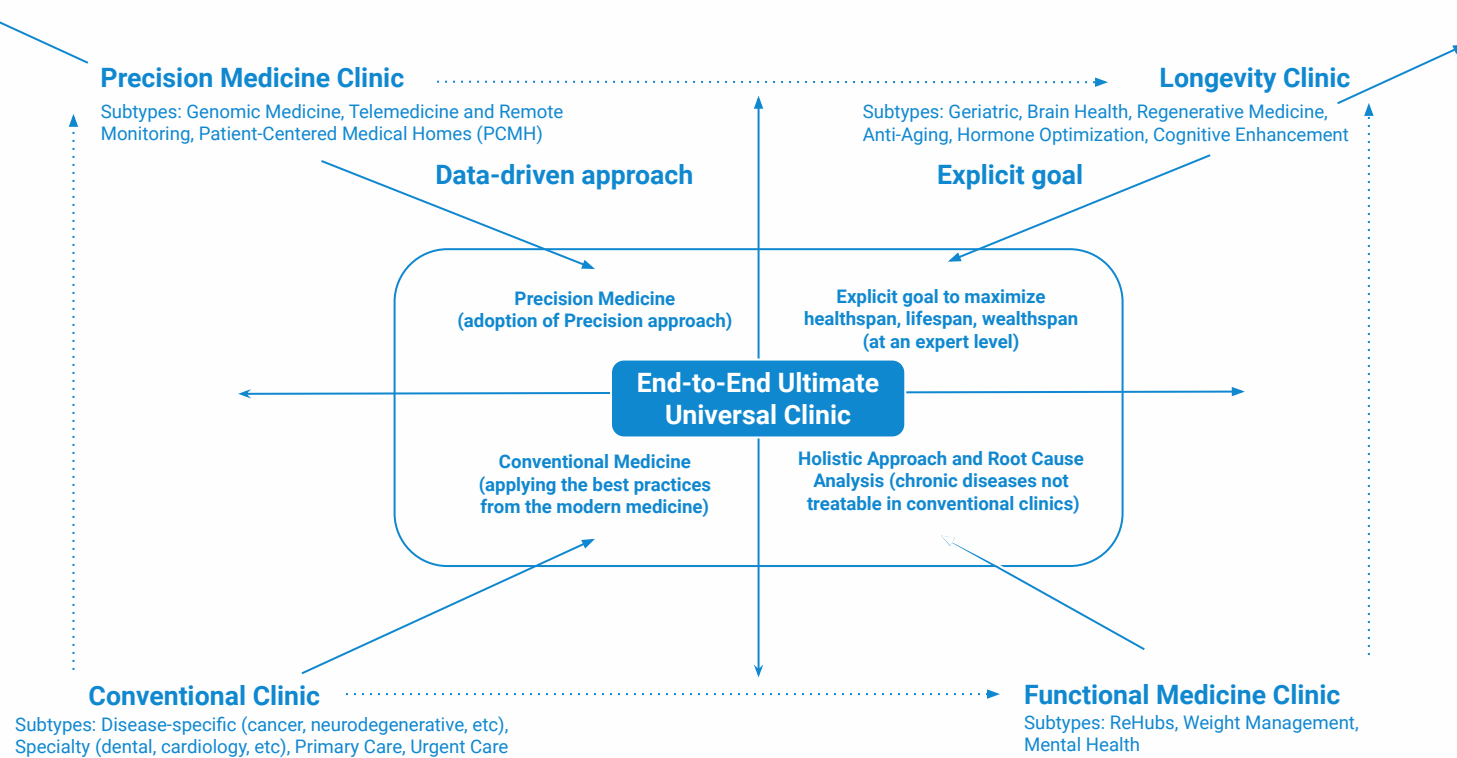
## Market Analysis and Competitor Analysis as Analytical Dashboard

- **Collaborative Development Approach:** We champion a collaborative model, working closely with clients to co-create dashboards that are meticulously tailored to illuminate disruptive and innovative topics in the Medical Clinics sector.
- **Advanced Analytics Integration:** Incorporating sophisticated analytical capabilities, including AI-driven market analysis, predictive modeling, and competitor analysis, to deliver rich, actionable insights.
- **Expert Support and Knowledge Sharing:** Provides continuous expert support, sharing our extensive knowledge base and analytics expertise to ensure the dashboard's ongoing relevance and effectiveness in a rapidly evolving market.
- **Tailored Market Insights:** Each custom dashboard is designed to offer comprehensive market overviews, detailed sector assessments, competitive landscapes, and predictive insights, all personalized to meet the client's specific analytical needs.
- **Dynamic and Adaptable Platform:** Recognizing the dynamic nature of the Longevity, Precision Health and Preventive Medicine Clinics industries, our dashboards are built to be flexible and responsive, capable of adapting to new data, trends, and client requirements over time.

# Clinics Logical Analytical Framework

Personalized treatment plans  
Improved disease prediction

Extended lifespan potential  
Enhanced quality of life



Established treatment protocols  
Widely accessible care

\*All clinics can have additional labeling for patient specificity  
(women/men/pediatric/elderly people/veterinary)\*

Holistic health approach  
Root cause analysis  
Personalized wellness plans

# Specialized Clinics Framework

Improved mental performance  
Personalized brain training

Improved well-being  
Stress reduction techniques

## Neurohacking Clinic

Subtypes: Biofeedback training, nootropic supplementation, transcranial magnetic stimulation (TMS), BCI, neurofeedback therapy

Cognitive  
enhancement

## Longevity Rehabilitation Clinic

Subtypes: Coastal wellness retreats, mountain longevity resorts, thermal Spa centers, forest healing Camps

Wellness

Neurohacking  
(cognitive enhancement)

Longevity rehabilitation  
(at an expert level)

End-to-End Ultimate  
Universal Clinic

Clinics anti-ranking  
(applying bad, unproven  
or harmful practices)

Pets Longevity  
(lifespan and healthspan  
extension for pets)

## Clinics anti-ranking

Subtypes: Mismanagement issues, patient dissatisfaction, inadequate facilities, staff incompetency, unethical practices

## Pets Longevity Clinic

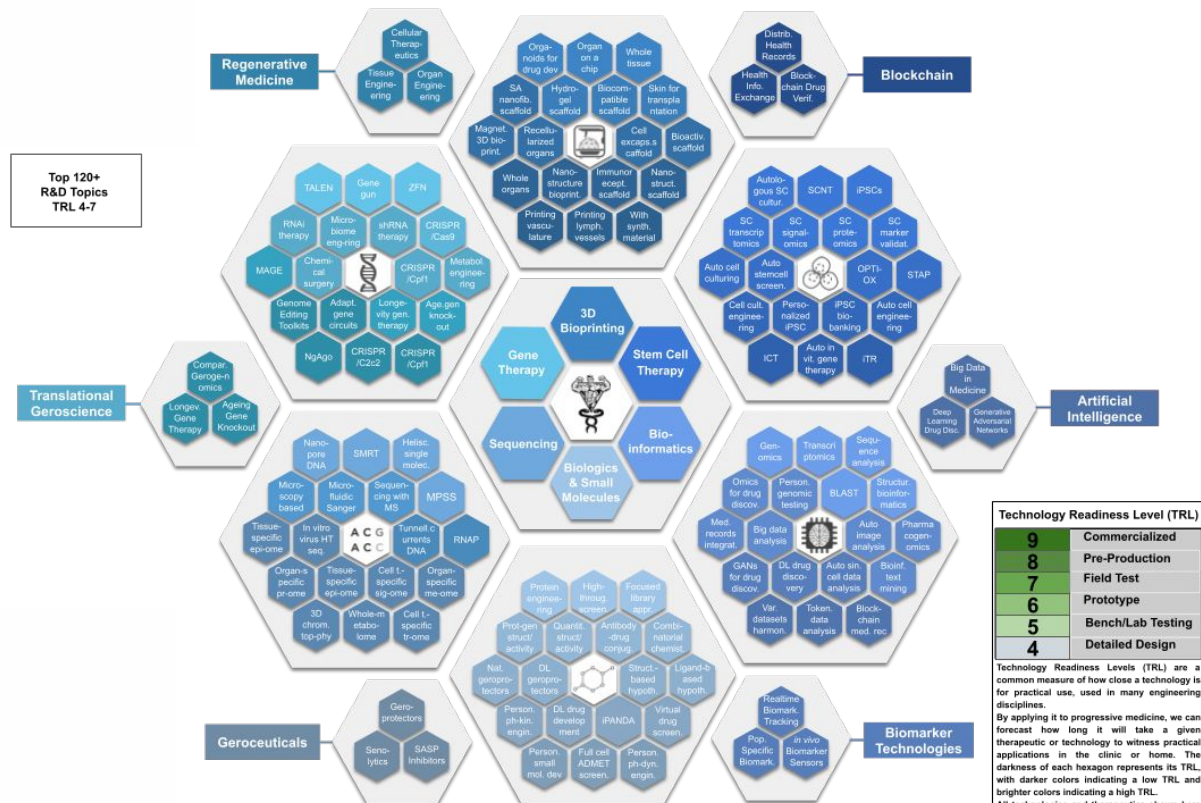
Subtypes: nutritional counseling, physical rehabilitation, anti-aging supplements, regenerative therapies

Clinics much more focused on marketing  
instead of Longevity Medicine

\*All clinics can have additional labeling for patient specificity  
(women/men/pediatric/elderly people/veterinary)\*

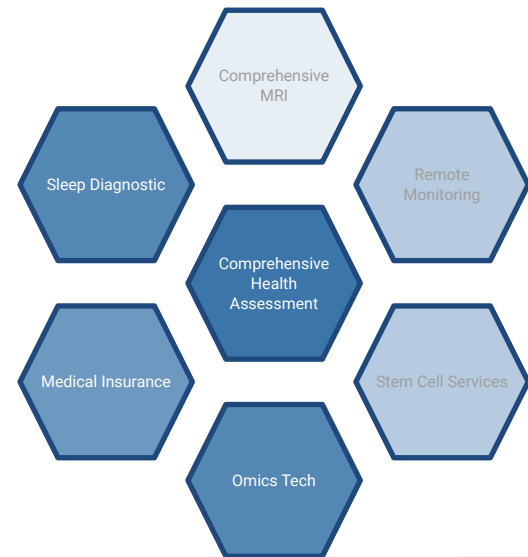
Extended pet lifespan  
Improved animal health  
Enhanced quality of life

# Complex Technology Readiness Level (TRL) Assessment of Clinic Pipeline

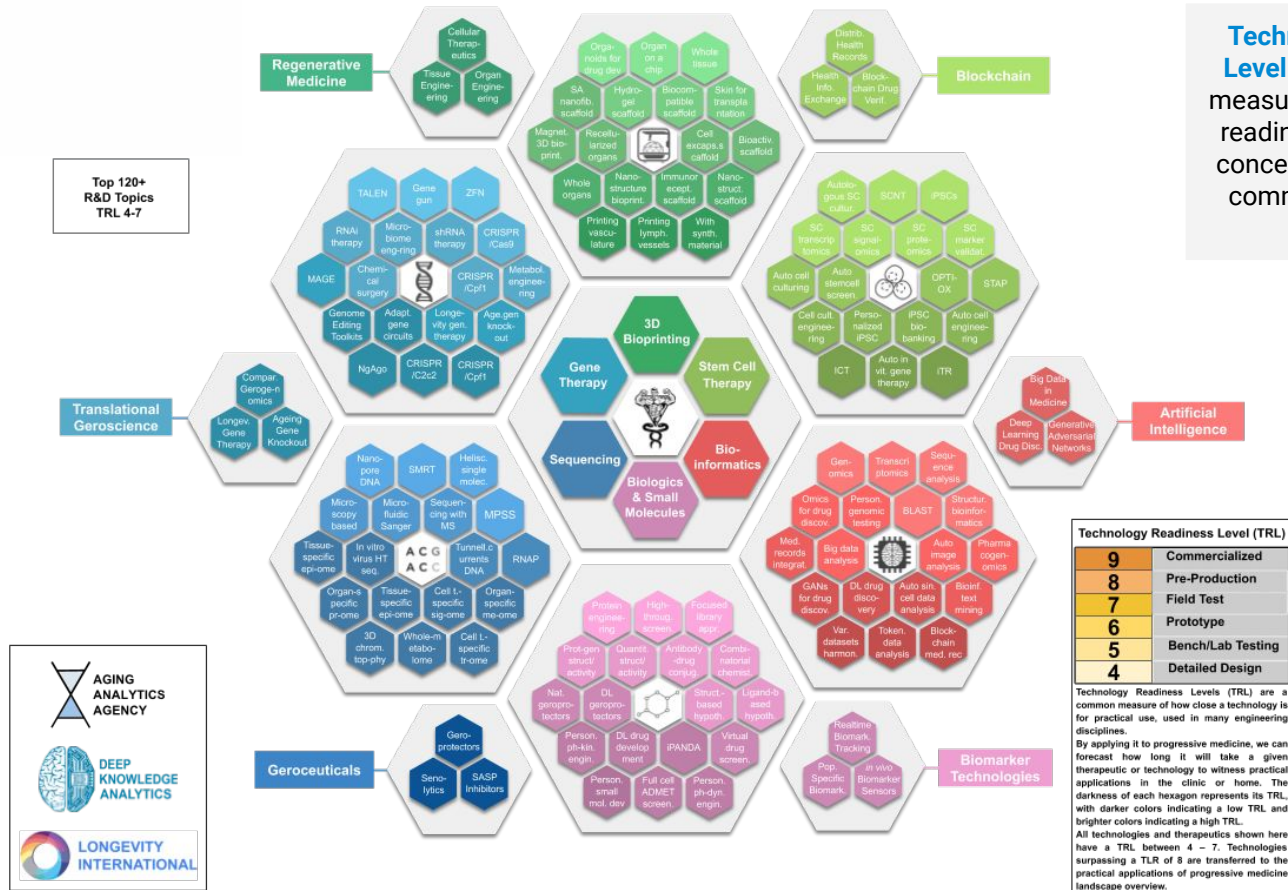


**Technology Readiness Level (TRL) scoring** is a measure of overall market readiness from 1 (highly conceptual) to 9 (already commercialized on the market)

## Precision Medicine Clinic Pipeline Benchmarking



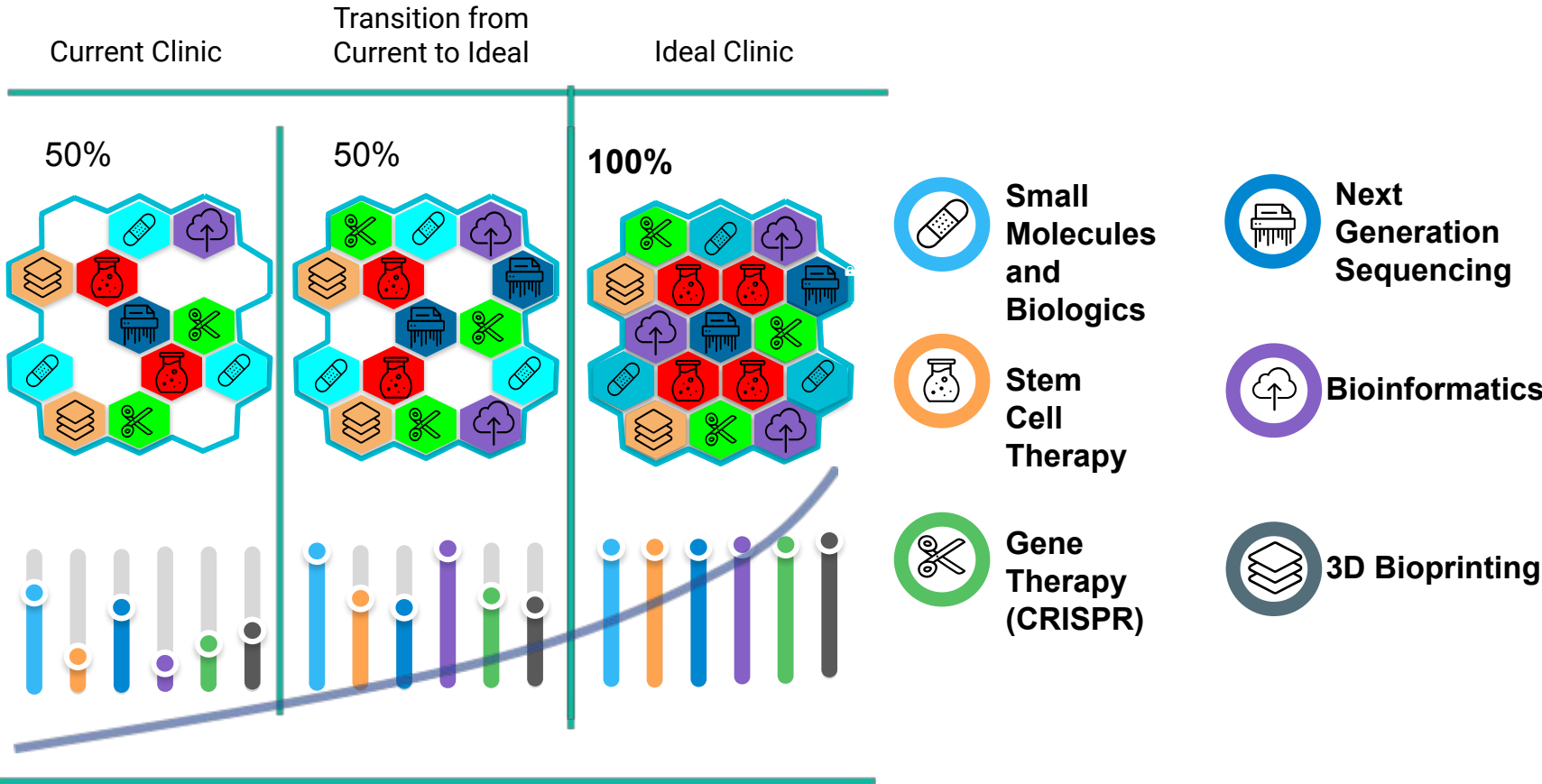
# Innovation Monitoring System: Forecasting Protocols Approaching Market Readiness



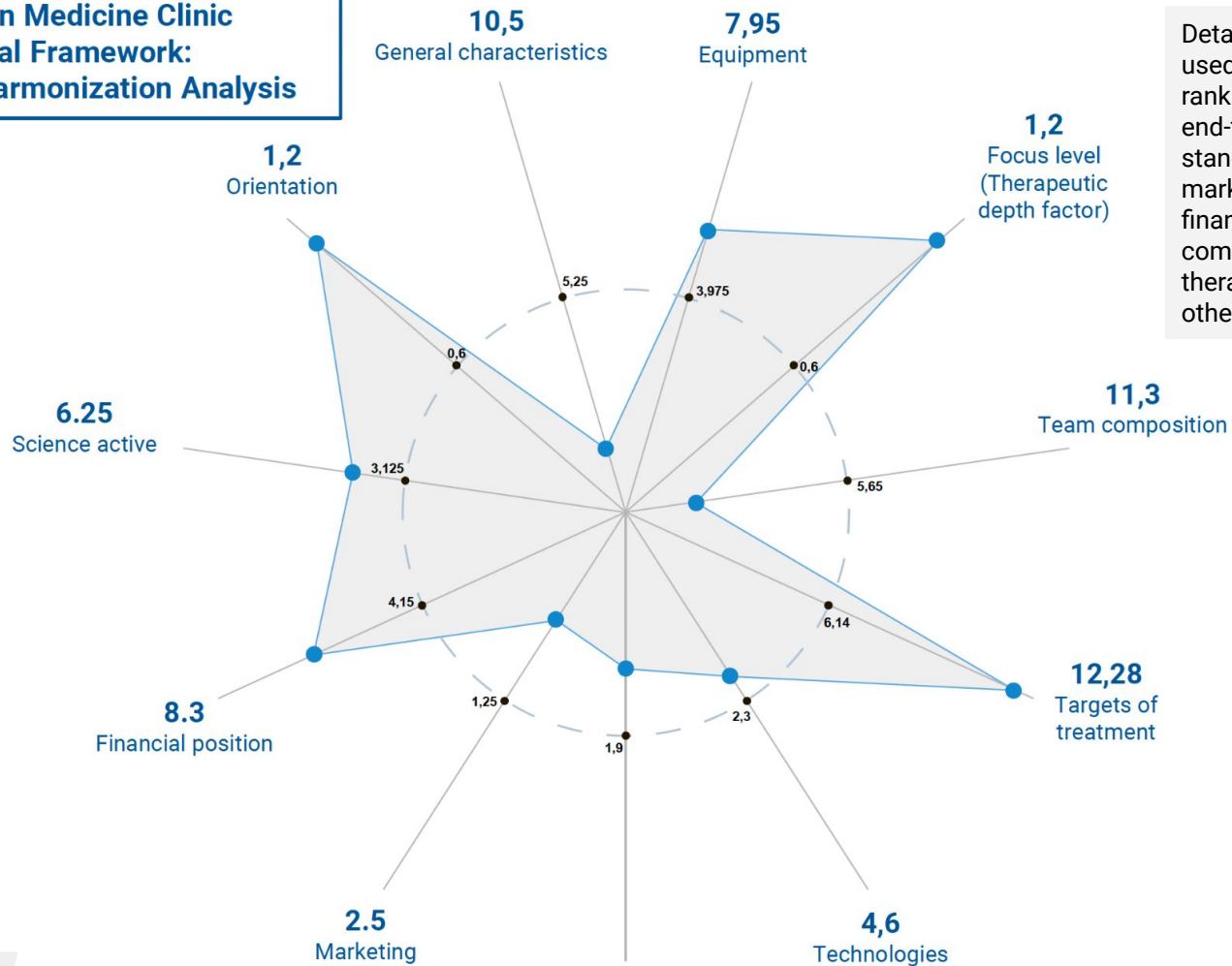
**Technology Readiness Level (TRL)** scoring is a measure of overall market readiness from 1 (highly conceptual) to 9 (already commercialized on the market)



# Roadmap Optimization: Forecasting Protocols Approaching Market Readiness



**Precision Medicine Clinic  
Analytical Framework:  
Clinic Harmonization Analysis**

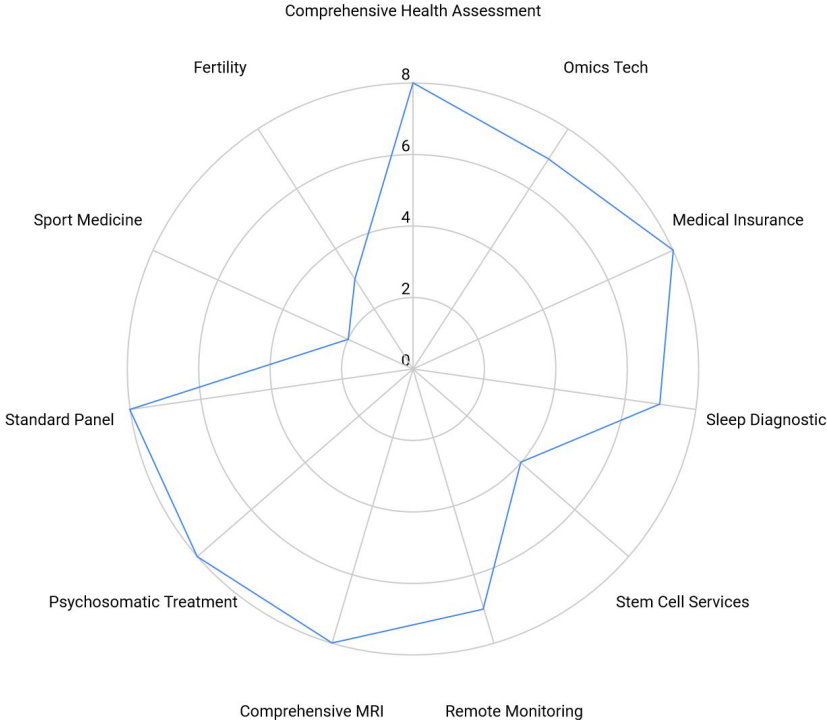


Detailed SWOT Analysis is used to benchmark and rank clinics from an end-to-end operational standpoint, encompassing marketing, technology, financials, clinical pipeline comprehensivity and therapeutic depth, and other factors

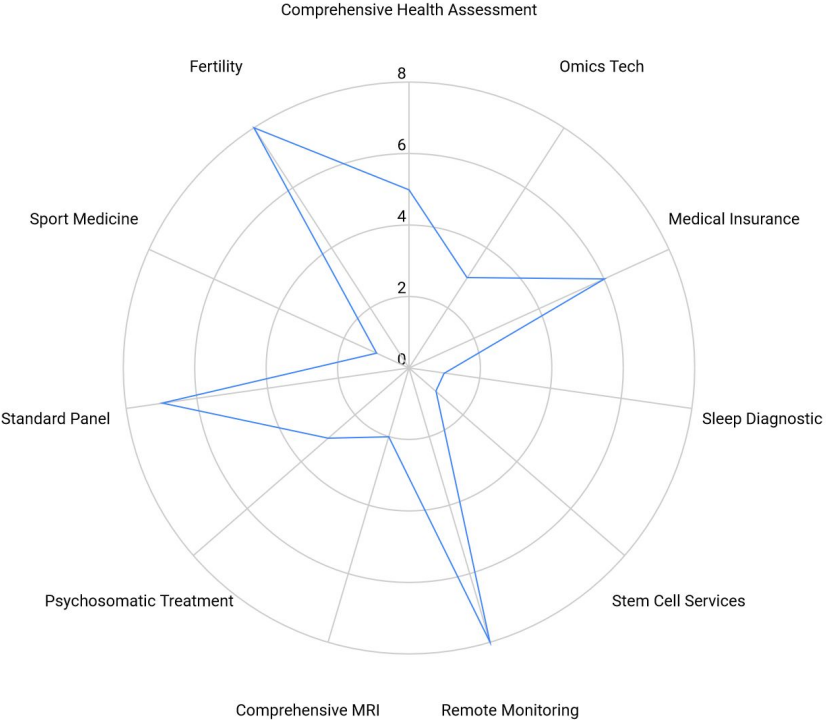


# End-to-End SWOT Analysis of Clinics

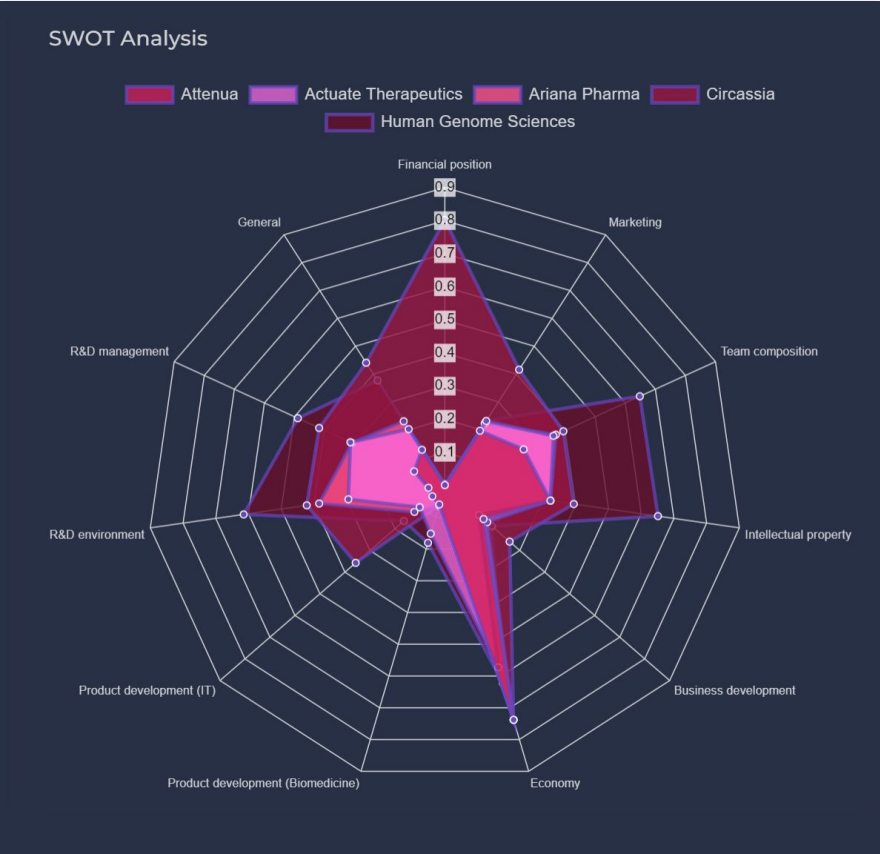

## Longevity Clinic SWOT Analysis



## Precision Medicine Clinic SWOT Analysis



# Comparison of Your Clinic vs. Ideal Clinic

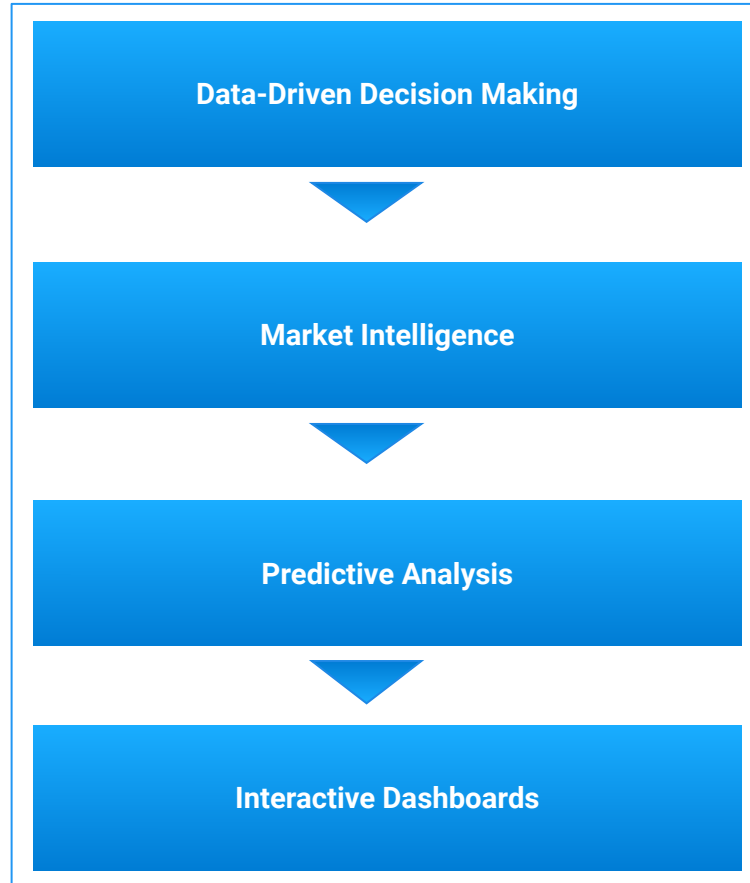


In addition to comprehensive end-to-end SWOT and comparative analysis between clinics operating in the same operational environment, the Dashboard also enables to compare their clinic's operational score and profile against a hypothetical ideal clinic in the same focus area as yours. This enables more actionable, data-driven roadmapping for clinical development.

# AI-Copilot (Dashboard Add-On)

In the rapidly evolving field of longevity healthcare, the Big Data Analytics Driven Copilot stands at the forefront, transforming the landscape with its cutting-edge approach.

This AI-powered system is not just a tool; it's a partner in navigating the complexities of modern healthcare protocols and solutions, ensuring that clinics and patients alike receive the most advanced and effective treatments available.



In the truly modern clinic, the development of protocols should include AI-driven analysis of the best practices of competitors

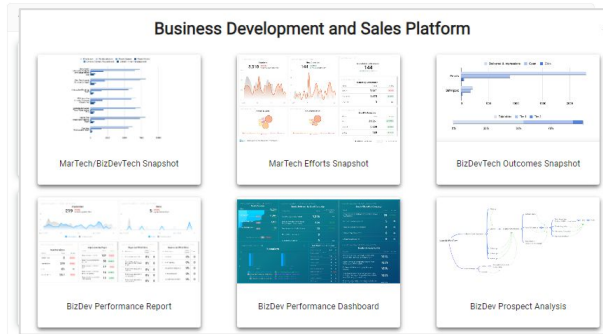
The Copilot maximizes big data's impact on market intelligence, providing clinics with a deep understanding of market trends

At its core, the Copilot utilizes machine learning algorithms for predictive analysis to anticipate global medical clinics development trends

The Copilot implements interactive dashboards, to make complex data understandable at a glance

## Component 5

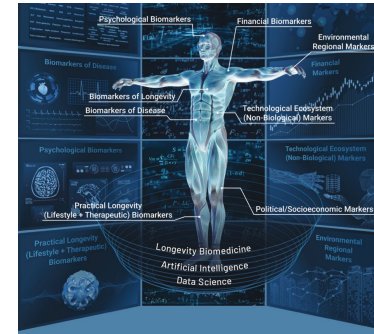
Each proposition is tailored for specific client needs and is fine tuned to according to their desired outcomes. As the scope of system functionality and types of analysis can be modified based on client specifications, cooperation terms and conditions are negotiable.



### Automated Business Development, Partnerships Facilitation, AI-driven Smart Matching System

- Automated data collection for competitors, clients, and potential partners
- Scanning of the operational environment for business opportunities
- Semi-automated engagement strategies for outreach
- Easily integrated IT panel for streamlined operations
- Customization options to cater to industry-specific requirements

## Component 6



### Clinic Corporate Blueprint (Recommendation System to Construct Ideal Clinical Pipeline)

- Recommendations on ideal Longevity clinical pipeline development, applying best practices from top clinics and avoiding worst practices from lowest-ranking clinics based on comprehensive analysis of Longevity Clinics globally
- Adjustment of ideal Longevity Clinic protocol according to existing clinic infrastructure
- Adjustment to clinic specifications (range of price options and optimization of cost vs. outcome to maximize clinic ROI)

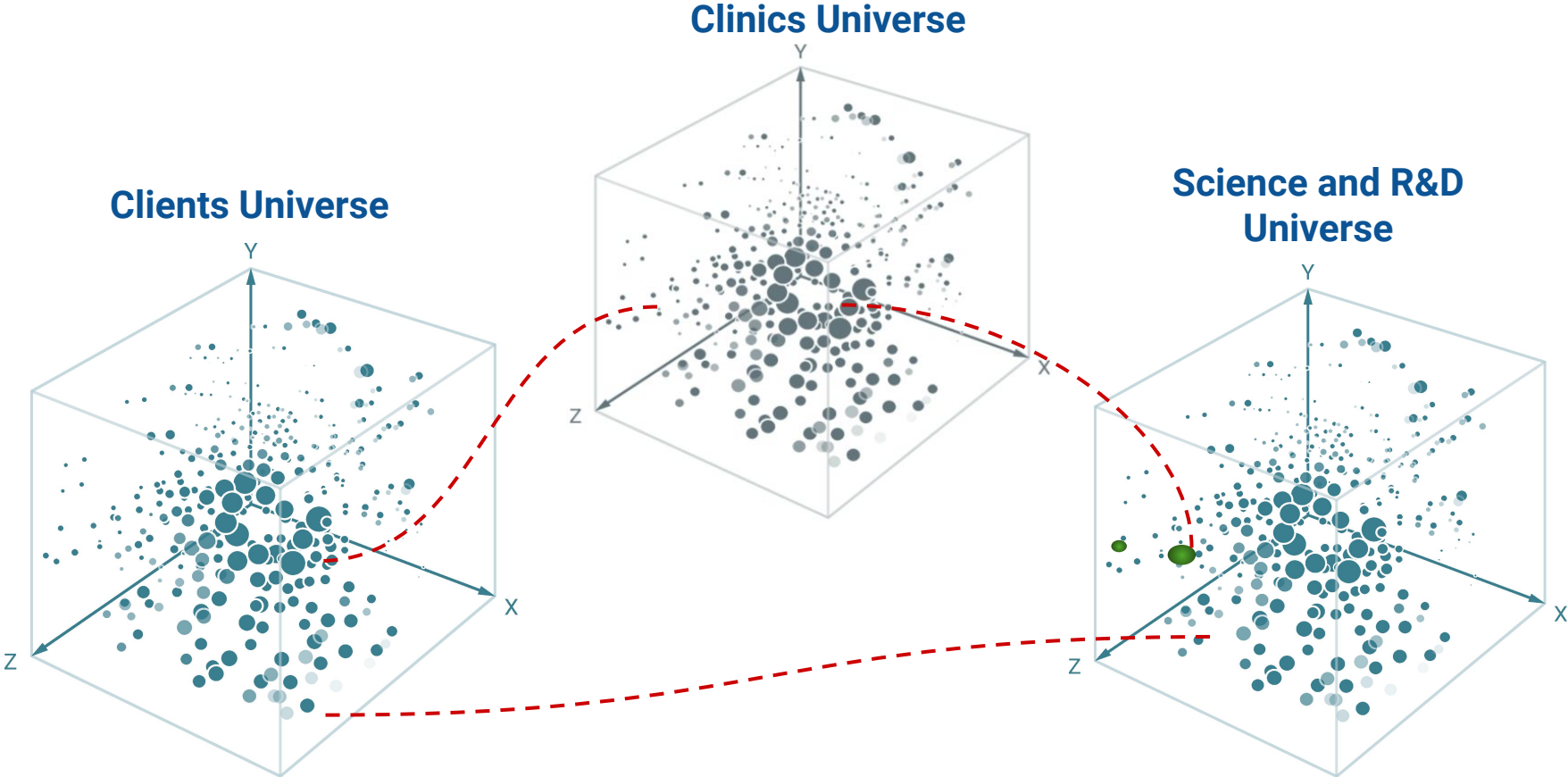
# Longevity Clinic Corporate Blueprint: Methodology and Approach

The development of the Longevity Clinic Blueprint followed a systematic methodology. Firstly, leading global longevity clinics were analyzed, comparing their diagnostic services, treatments, and interventions. This provided valuable insights into best practices in the field. Then, curated panels of longevity biomarkers were incorporated, enhancing the scope and precision of the services. With this data, the service offerings were expanded to include biohacking strategies and personalized goals. This led to the development of a unique concept of a Longevity Clinic that surpasses the service offerings of leading longevity clinics. A significant innovation was the development of the model of the mobile clinic, which brings longevity services directly to the customer, increasing accessibility and convenience.

## Longevity Clinic Blueprint Components

| Longevity Clinic Insights  | Incorporating Longevity Biomarkers   | Expanding Service Offerings   | Designing a Unique Clinic Concept  |
|--|--|---|--|
| <p>Leading global longevity clinics of various categories - small, medium, and large - were analyzed. Their diagnostic services, treatments, and interventions were compared to gain insights into the current landscape and best practices. This analysis served as a critical foundation for developing an advanced, customer-focused concept.</p> | <p>A comprehensive list of longevity biomarkers panels was developed and utilized in creating the Longevity Clinic Blueprint. This valuable data was incorporated to enhance the scope of services, improving the precision of diagnostics and treatments. Furthermore, these biomarkers serve as a critical tool for monitoring customer's progress and adjusting treatment plans</p> | <p>Considering the insights from longevity biomarkers, the range of services was expanded. This included the addition of biohacking strategies and the potential for tailoring services to meet individual customer goals and chosen longevity pathways. With this enriched service portfolio, the Longevity Clinic can cater to diverse health needs and preferences</p> | <p>From the gathered data and insights, a multiple model was developed. This concept surpasses leading longevity clinics in terms of service offerings. In addition to the stationary clinics, the model of mobile clinic was conceived. This approach brings longevity services directly to the customer, increasing accessibility and convenience.</p> |

# Automated Business Development, Partnerships Facilitation Matching System



# Engagement Relations Management System

**Engagement Relationship Management System 3.0**, included as part of our White Label Solution, is designed to streamline and enhance your organization's engagement with clients, distributors, and business development processes. It offers a comprehensive set of tools and platforms to manage projects, analyze data, create customized platforms, and facilitate deal management.

## ERMS 3.0 Ecosystem

Professional Projects Platform for  
Engagement Relations Management

Operational Environment and Smart-Matching System

LegalTech Constructor

Commercial Deals Constructor

SWOT

Structured BisDevTech Platforms



# Forms of Proposed Cooperation

Longevity Industry Analytics offers a comprehensive toolkit tailored for professionals in the global medical clinics sector, focusing on healthcare analytics and broader market insights. We are enthusiastic about exploring collaborative opportunities that align with the specific operational requirements and strategic ambitions of our partners. Our collaboration models are designed to accommodate various needs.

All individual components described in the present proposal can be made available according to the following three formats:

## White Label Solution

- Customized white-label solution in form of **Platform, Dashboard or separate tools**.
- Flexible data tools for **adaptive market analysis**.
- **Cutting-edge 3D visualizations** for enhanced user experience.
- Focus on chosen metrics, **optimizing resource allocation**.

## Standard Subscription


- **Subscribe** to access the Global Medical Clinics Big Data Analytics System and Dashboard to gain access to the full scope of standard components.
- Save on tailored development costs and enjoy access to leading analytics on the Global Medical Clinics industry.

## SaaS Solution

- Subscribe for our tools to integrate them into **your workflow**.
- Leverage subscription focus on M&A for **valuable decision-making insights**.
- **Optimize strategic planning** by streamlining research allocation through targeted analytics.

**We are open to a mutually beneficial cooperation**





DEEP  
KNOWLEDGE  
GROUP

[www.dkv.global](http://www.dkv.global)

[info@dkv.global](mailto:info@dkv.global)



LONGEVITY  
INDUSTRY  
ANALYTICS

[www.aginganalytics.com](http://www.aginganalytics.com)

[info@aginganalytics.com](mailto:info@aginganalytics.com)

---

## Longevity Industry Analytics

100 Bishopsgate, London, UK

---