

Our advanced report 'FemTech Industry Landscape Q2 2022' includes a collection of advanced analytics on the global FemTech sector, an overview of next-generation technologies adopted by FemTech companies, and projections. We hope that our stakeholders will make use of the valuable information provided herein. The 'FemTech Industry Landscape Q2 2022' is the go-to digital resource for original insights and analysis on the opportunities, challenges, and trends to watch in the FemTech sector.

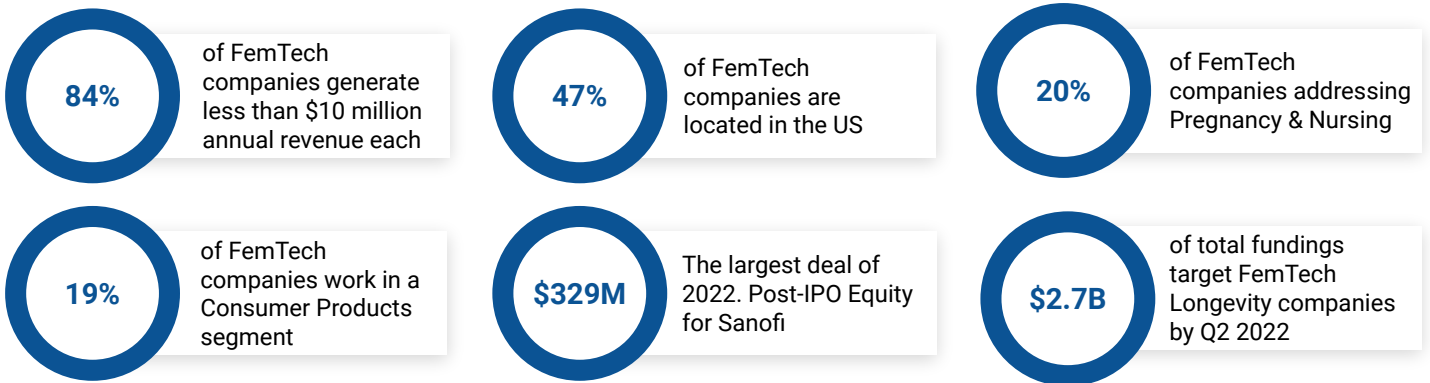
The 'FemTech Industry Landscape Q2 2022' is essential reading for anyone with an interest in this rapidly expanding field. **The report profiles 1,400+ FemTech companies, 1,300+ investors, 25+ Community Organizations, and 15 R&D Centers based on their innovation potential and business activity across the globe.** Drawing on a wide range of data sources, the report provides an up-to-date overview of the most important developments in this rapidly evolving field.



The report's findings are presented in an easy-to-use format, with an interactive IT platform comprising the full FemTech ecosystem. This makes it easy to quickly identify the most important trends and developments in the FemTech sector.

1,400+	1,300+	25+	15
FemTech Companies	Investors	Community Organisations	R&D Centers


Key Findings



FemTech Analytics provides insights into key subsectors such as Reproductive Health & Contraception, General Health Care, Longevity, Mental Health, Menstrual Health, Pregnancy & Nursing, Sexual Health, Pelvic & Uterine Health Care, Menopause Care, and Women's Wellness. FemTech Analytics is producing regular **open-access analytical case studies** covering the emerging FemTech markets – technologies, innovations, companies, and trends. FemTech Analytics offers **proprietary services** including custom consulting projects, conducting customized case studies, research, and analytics for internal use, tailored to the precise needs of specific clients. FemTech Analytics produces joint reports with partners and build a **sophisticated cloud-based IT-Platforms** for the FemTech industry.

Open Access Analytics

Proprietary Services



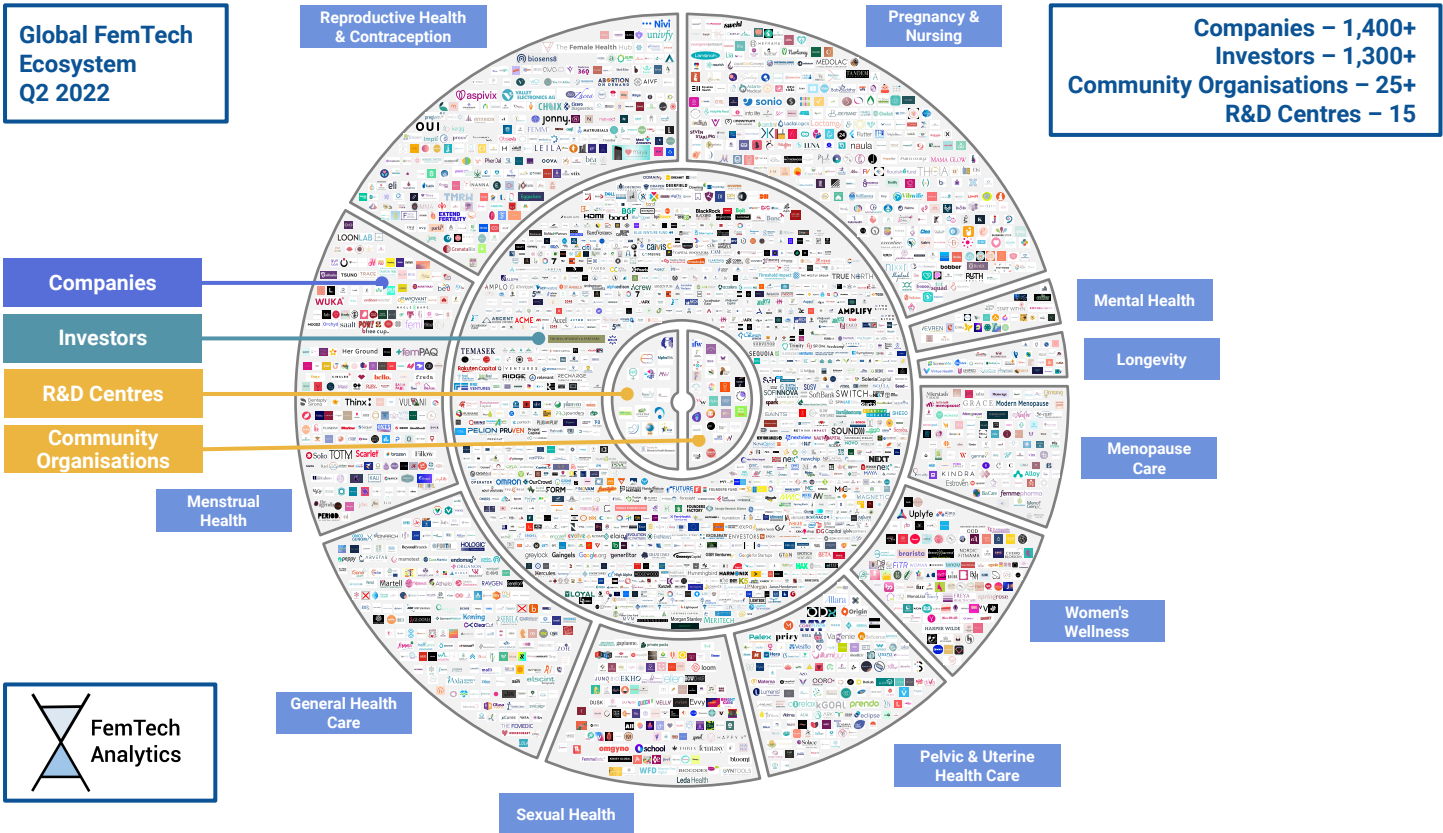
FemTech Conferences

Interactive IT-Platforms

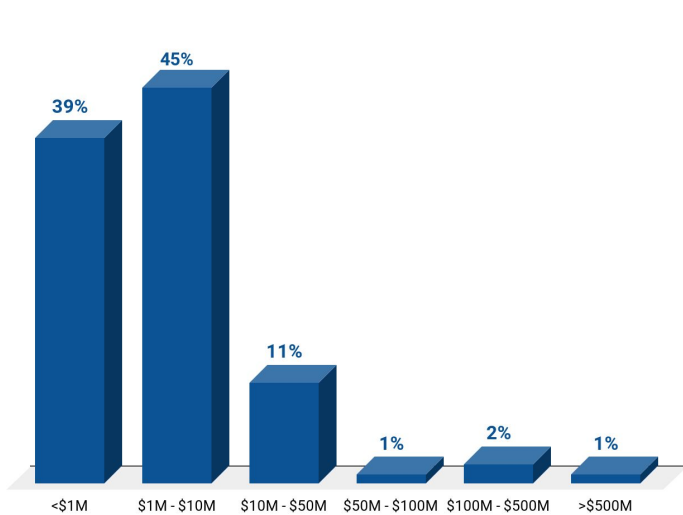
www.femtech.health

info@femtech.health

Global Femtech Ecosystem Q2 2022

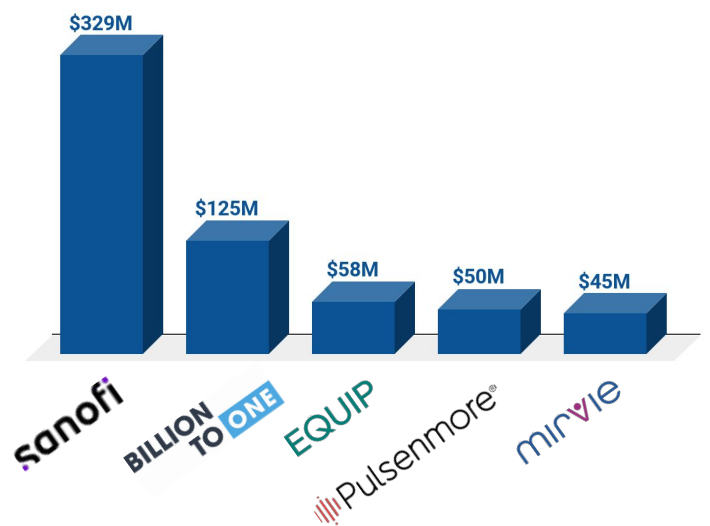


Breakdown of FemTech Companies by Estimated Revenue, 2022



Majority of FemTech companies are either pre-revenue small-sized startups or early-stage ones generating less than \$1 million revenue per year each (39%)

Top 5 Investment Deals in FemTech in H1 2022



There has been a surge in investment in FemTech companies, with the total amount of funding reaching \$16 billion in July 2022 (+15% compared to December 2021).