

DEEP
KNOWLEDGE
GROUP



LONGEVITY
INDUSTRY
ANALYTICS

HealthTech Industry in United Arab Emirates Market Intelligence System and Dashboard

*White Label Solution for UAE HealthTech Industrial Ecosystem
Analytics, Market Intelligence, Semi-Automated Business
Development and Operational Environment Mapping*

Strictly Confidential

www.deep-innovation.tech/uae-analytics

Project Overview

AI-Driven Big Data Analytics System for Deep Market Intelligence on UAE HealthTech Companies and Investors

End-to-End Infrastructure for Market Monitoring, Competitive Intelligence, Company Benchmarking and Investment Relations

AI Co-Pilot to Automatically Translate UAE HealthTech Dashboard Insights into Practical Strategic Recommendations

Options for Standard Dashboard Subscription, Custom White Label Solution, and SaaS-Based Access to Select Components

Sophisticated Engagement Relations Management System (ERM) to Enhance Business Marketing and Client Relations

UAE HealthTech Corporate Blueprints: Ideal Pipeline of Components for Different Projects and Use-Cases

Joint Product

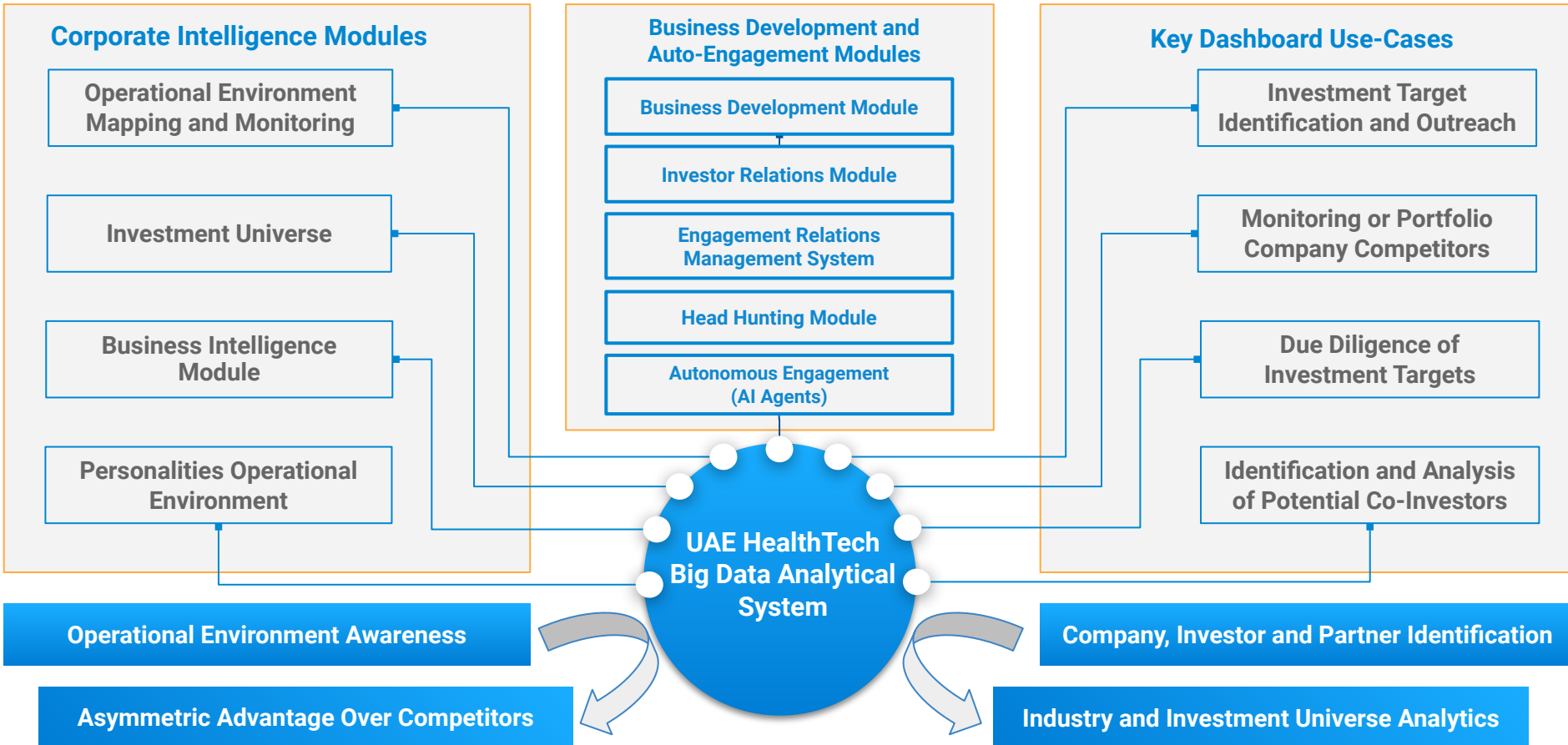
SaaS Product



White Label Solution

Strategic Partnership

UAE HealthTech Industry Big Data Analytics System and Dashboard Components



General Overview

Main Items

UAE Life Science Ecos...

UAE Ecosystem

UAE Longevity Clinics

UAE Medical Clinics E...

Macroparameters Ana...

Hubs

Companies

Leaders

Investor

Documentation

Dashboards

UAE Analytics Dashbo...

Global Medical Clinics ...

Global Clinics Industry

GMC & UAE Medical C...

Tools

Automated Proposals ...

Front-End Assessmen...

Ontology



1833

Total Number of Companies



321

Medical Technology



156

Hubs




579

P4 Medicine


UAE Life Science Universe



Interactive MindMap




3D Multidimensional MindMap



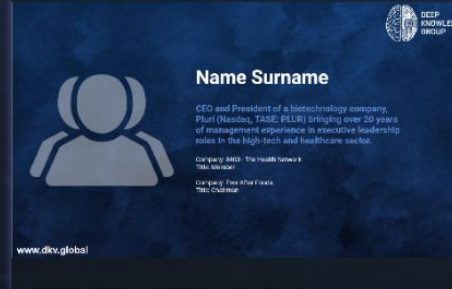
Life Sciences in the United Arab Emirates



Rectangle Big Ecosystem MindMap



Ultimate Decision Maker Analysis



842

Leaders



349

FinTech Services



13

Different Types of Industries



780

Investors

ERMS Integration

BizDevTech Platform

Digital Avatars

Automated Proposals

OSINT

Leads Analysis

Enhanced Due Dillige...

Interconnections Map...

Semantic Analysis

Support

AI Copilot

FAQ

Feedback Forms

Contact Information

Advanced Infographics

OE Mapping

Targeted OE

OE Analysis

Relevant Platforms

Special Projects

General Overview

- Main Items
- UAE Life Science Ecos...
- UAE Ecosystem
- UAE Longevity Clinics
- UAE Medical Clinics E...
- Macroparameters Ana...
- Hubs
- Companies
- Leaders
- Investor
- Documentation

Dashboards

- UAE Analytics Dashbo...
- Global Medical Clinics ...
- Global Clinics Industry
- GMC & UAE Medical C...

Tools

- Automated Proposals ...
- Front-End Assessmen...

Ontology



1833
Total Number of Companies



321
Medical Technology




156
Hubs



579
P4 Medicine

Other Life Sciences Sectors in the UAE





842
Leaders



349
FinTech Services



13
Different Types of Industries



780
Investors

- ERMS Integration**
- BizDevTech Platform
- Digital Avatars
- Automated Proposals

- OSINT**
- Leads Analysis
- Enhanced Due Dillige...
- Interconnections Map...
- Semantic Analysis

- Support**
- AI Copilot
- FAQ
- Feedback Forms
- Contact Information

- Advanced Infographics**
- OE Mapping
- Targeted OE
- OE Analysis

- Relevant Platforms**
- Special Projects**



1833
Total Number of Companies

579
P4 Medicine

321
Medical Technology

156
Hubs

General Overview

Main Items

UAE 3D Ecosystem

UAE Macroparameters...

Macroparameters Ana...

HealthTech Analysis

Companies

Investors

Leaders

Documentation

Dashboards

UAE Medical Clinics E...

Global Medical Clinics ...

UAE Investment Dash...

GMC & UAE Medical C...

Global Medical Clinics ...

Global Clinics Industry

GeoDashboard

Tools

Automated Proposals ...

Front-end Assessmen...

Life Sciences Ecosystem in the UAE



UAE Life Science Universe



UAE Macroparameters Analysis



UAE Macroparameters



Life Sciences in the United Arab Emirates



Cluster Analysis



842
Leaders

780
Investors

349
FinTech Services

13
Different Types of Industries

ERMS Integration

BizDevTech Platform

Digital Avatars

Automated Proposals

OSINT

Leads Analysis

Enhanced Due Dillige...

Interconnections Map...

Semantic Analysis

Support

AI Copilot

FAQ

Feedback Forms

Contact Information

Advanced Infographics

OE Mapping

Targeted OE

OE Analysis

Relevant Platforms

Global Diabetes Indust...

Diabetes in GCC Regio...

Diabetes Industry Glo...

1833
Total Number of Companies

579
P4 Medicine

321
Medical Technology

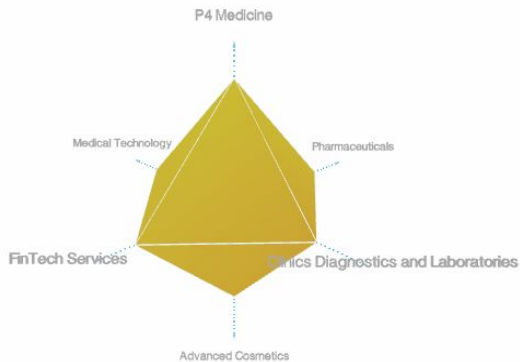
156
Hubs

3D CCQQ Analysis

Abu Dhabi Companies

Dubai Companies

IDB Companies



842
Leaders

780
Investors

349
FinTech Services

13
Different Types of Industries

← Previous 1 ... 3 4 5 6 7 Next →

General Overview

Main Items

UAE 3D Ecosystem

UAE Macroparameters...

Macroparameters Ana...

HealthTech Analysis

Companies

Investors

Leaders

Documentation

Dashboards

UAE Medical Clinics E...

Global Medical Clinics ...

UAE Investment Dash...

GMC & UAE Medical C...

Global Medical Clinics ...

Global Clinics Industry

GeoDashboard

Tools

Automated Proposals ...

Front-end Assessmen...

ERMS Integration

BizDevTech Platform

Digital Avatars

Automated Proposals

OSINT

Leads Analysis

Enhanced Due Dillige...

Interconnections Map...

Semantic Analysis

Support

AI Copilot

FAQ

Feedback Forms

Contact Information

Advanced Infographics

OE Mapping

Targeted OE

OE Analysis

Relevant Platforms

Global Diabetes Indust...

Diabetes in GCC Regio...

Diabetes Industry Glo...

1833
Total Number of Companies

579
P4 Medicine

321
Medical Technology

156
Hubs

General Overview

Main Items

UAE 3D Ecosystem

UAE Macroparameters...

Macroparameters Ana...

HealthTech Analysis

Companies

Investors

Leaders

Documentation

Dashboards

UAE Medical Clinics E...

Global Medical Clinics ...

UAE Investment Dash...

GMC & UAE Medical C...

Global Medical Clinics ...

Global Clinics Industry

GeoDashboard

Tools

Automated Proposals ...

Front-end Assessmen...

Global Diabetes Industry Platform



Global Diabetes Industry Platform

Introducing Aging Analytics Agency's IT Platform dedicated to the Global Diabetes industry, featuring our latest report, 'Global Diabetes Industry Overview 2023'. This platform serves as a central hub for news and information, providing a comprehensive analysis of the diabetes market and advanced technologies designed to assist those affected by the condition.

Explore the rapidly evolving world of diabetes technology, from traditional self-monitoring of blood glucose and insulin injections to advanced continuous glucose monitors (CGMs), offering real-time data for better blood sugar management. Our platform's data is grounded in scientific and clinical evidence, making it a valuable resource for healthcare professionals, R&D specialists, and investors in the diabetes market.

Diabetes in GCC Region Industry Platform



Diabetes in GCC Region Industry Platform

The platform provides a brief description of the diabetes epidemiological situation in Gulf Cooperation Council (also known as the GCC and comprising United Arab Emirates, Saudi Arabia, Oman, Kuwait, Qatar and Bahrain).

Despite dedicated national efforts to raise awareness against the harmful effects of fast-food consumption and sedentary lifestyle, the Arab population continues to struggle with an increased risk for metabolic disorders. The International Diabetes Federation (IDF) has reported that GCC countries have one of the highest prevalence of diabetes and obesity in the world, given the sedentary lifestyles and increased consumption of foods that are high in calories and sugar.

Of the 145,863 deaths in the GCC during 2020, nearly 77% were due to noncommunicable diseases (NCDs). In this report, we reviewed genetic background of diabetes among Arab populations, medical treatments started and key market players that offer services to diabetes patients.

Diabetes Industry Global Dashboard



Diabetes Industry in Gulf Cooperation Council



842
Leaders

780
Investors

349
FinTech Services

13
Different Types of Industries

Support

AI Copilot

FAQ

Feedback Forms

Contact Information

Advanced Infographics

OE Mapping

Targeted OE

OE Analysis

Relevant Platforms

Global Diabetes Indust...

Diabetes in GCC Regio...

Diabetes Industry Glo...

ERMS Integration

BizDevTech Platform

Digital Avatars

Automated Proposals

OSINT

Leads Analysis

Enhanced Due Dillige...

Interconnections Map...

Semantic Analysis



1833 Total Number of Companies

579 P4 Medicine

321 Medical Technology

156 Hubs

General Overview

- Main Items
- UAE 3D Ecosystem
- UAE Macroparameters...
- Macroparameters Ana...
- HealthTech Analysis
- Companies
- Investors
- Leaders
- Documentation

Dashboards

- UAE Medical Clinics E...
- Global Medical Clinics ...
- UAE Investment Dash...
- GMC & UAE Medical C...
- Global Medical Clinics ...
- Global Clinics Industry
- GeoDashboard

Tools

- Automated Proposals ...
- Front-end Assessmen...

Data Room

- Documents

Ontology

- Timeline

- Interactive Database

- Ontology Mapping

Supplementary Data



JAE HealthTech Analytics Dashboard

Screening Shortlist Comparison (0)

General Overview

Main Items

UAE 3D Ecosystem

UAE Macroparameters...

Macroparameters Ana...

HealthTech Analysis

Companies

Investors

Leaders

Documentation

Dashboards

UAE Medical Clinics E...

Global Medical Clinics ...

UAE Investment Dash...

GMC & UAE Medical C...

Global Medical Clinics ...

Global Clinics Industry

GeoDashboard

Tools

Automated Proposals ...

Front-end Assessmen...

NAME
Oliver Zolman MBBS BSc
. Ahmed Al Ameri
. Aisha Bin Bishr
. Dalya Al Muthanna
. Farida Al Hosani
. Jaimin Shukla
. Mohamed Ibrahim
. Raja Al Gurg
. Reem Osman
. Saleh Al Mansoori
. Sana Farid
. Sara Al Madani
. Ankasha Arif

About Privacy Policy Contact

fc@dkv.global

ERMS Integration

BizDevTech Platform

Digital Avatars

Automated Proposals

OSINT

Leads Analysis

Enhanced Due Dillige...

Interconnections Map...

Semantic Analysis

Support

AI Copilot

FAQ

Feedback Forms

Contact Information

Advanced Infographics

OE Mapping

Targeted OE

OE Analysis

Relevant Platforms

Global Diabetes Indust...

Diabetes in GCC Regio...

Diabetes Industry Glo...

Diabetes Industry in G...

Create New Cooperation Proposal

Recipient Organiz...	Email
Subsidiary Deep Pharma ...	Industry Pharmaceutic...
Subsectors Drug Discovery	
Component 1	Component 2
Component 1 De...	Component 2 De...
Component 3	Component 4
Component 3 De...	Component 4 De...
Component 5	Component 6
Component 5 De...	Component 6 De...
Other Information: e.g. the recipient organi...	

842 Leaders

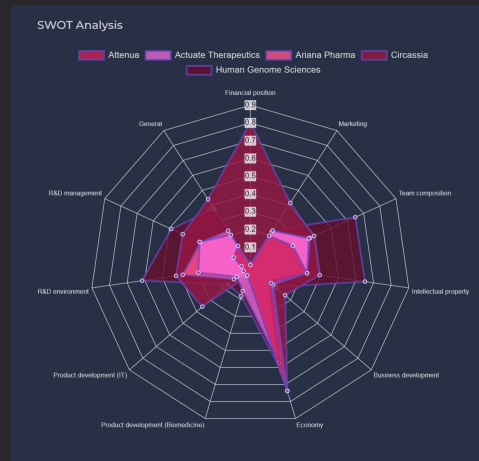
780 Investors

349 FinTech Services

13 Different Types of Industries

What are Dashboards?

We provide deep data science insights on the private and public markets via customized IT platforms we call Dashboards. In essence, Dashboards is a Big Data Analytical System that consists of separate Components or Dashboards:



Specialized data for critical decisions


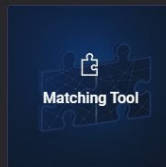

Dashboards by Deep Knowledge Group uncover actionable insights and trends for all companies and investors of DeepTech, HealthTech and Longevity Industries. Our visually pleasing platform provides unparalleled access to the public and private markets, and we are committed to providing unbiased data - information you can use to drive success at your firm.

Discover what you can do with our Dashboards

FOR INVESTORS




FOR COMPANIES



FOR ANALYSTS



FOR BUSINESS DEVELOPMENT MANAGERS




Dashboard Tools and Products

Analytical and Assessment Tools

Analytical and Assessment Tools

Benchmarking Visualisation Tool



Benchmarking Analysis Tool



Benchmarks Comparison Tool



Ecosystem Benchmarks Tool



Statistical Benchmarks Tool



Financial Benchmarks Tool



Evaluation and Comparison Tools

Evaluation and Comparison tools

Benchmarking Visualisation Tool



Benchmarking Analysis Tool




Benchmarks Comparison Tool



Ecosystem Benchmarks Tool



Statistical Benchmarks Tool



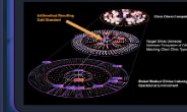
Financial Benchmarks Tool



Visualisation and Mapping Tools

Visualization and Mapping Tools

Benchmarking Visualisation Tool




Benchmarking Analysis Tool



Benchmarks Comparison Tool




Ecosystem Benchmarks Tool



Statistical Benchmarks Tool



Financial Benchmarks Tool



Dashboard and Reporting Tools

Dashboard and Reporting Tools

Benchmarking Visualisation Tool



Benchmarking Analysis Tool



Benchmarks Comparison Tool



Ecosystem Benchmarks Tool



Statistical Benchmarks Tool



Financial Benchmarks Tool



Database and Management Tools

Database and Management Tools

Benchmarking Visualisation Tool



Benchmarking Analysis Tool



Benchmarks Comparison Tool



Ecosystem Benchmarks Tool



Statistical Benchmarks Tool



Financial Benchmarks Tool



Research and Parsing Tools

Research and Parsing Tools

Benchmarking Visualisation Tool



Benchmarking Analysis Tool



Benchmarks Comparison Tool



Ecosystem Benchmarks Tool



Statistical Benchmarks Tool



Financial Benchmarks Tool



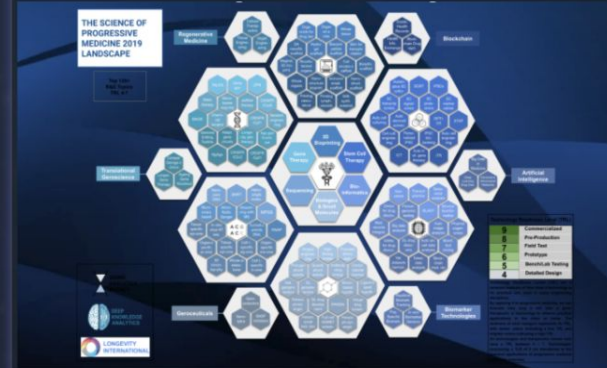
Enchanted Analytical Material



Industry Benchmarks

City	Country/Location	Days To Open Service Years	1st-6th Month	7th-12th Month	13th-18th Month	19th-24th Month	25th-30th Month	31st-36th Month	37th-42th Month	43rd-48th Month	49th-54th Month	55th-60th Month	61st-66th Month	67th-72th Month	73rd-78th Month	79th-84th Month	85th-90th Month	91st-96th Month	97th-102th Month	103rd-108th Month	109th-114th Month	115th-120th Month	
Meyor Clinic	UAE	Dubai	10	10	10	10	10	10	10	10	10	10	10	10	10	10	10	10	10	10	10	10	10
Freeman Life	UAE	Dubai	10	10	10	10	10	10	10	10	10	10	10	10	10	10	10	10	10	10	10	10	10
Revelite Clinic	UAE	Dubai	10	10	10	10	10	10	10	10	10	10	10	10	10	10	10	10	10	10	10	10	10
Key Clinics	UAE	Dubai	10	10	10	10	10	10	10	10	10	10	10	10	10	10	10	10	10	10	10	10	10
Novomed Centers	UAE	Dubai	10	10	10	10	10	10	10	10	10	10	10	10	10	10	10	10	10	10	10	10	10
University Hospital Sharjah	UAE	Sharjah	10	10	10	10	10	10	10	10	10	10	10	10	10	10	10	10	10	10	10	10	10
American Medical Center	UAE	Dubai	10	10	10	10	10	10	10	10	10	10	10	10	10	10	10	10	10	10	10	10	10
7 Dimensions Medical Center	UAE	Dubai	10	10	10	10	10	10	10	10	10	10	10	10	10	10	10	10	10	10	10	10	10
King's College Hospital Dubai	UAE	Dubai	10	10	10	10	10	10	10	10	10	10	10	10	10	10	10	10	10	10	10	10	10
South German Hospital Dubai	UAE	Dubai	10	10	10	10	10	10	10	10	10	10	10	10	10	10	10	10	10	10	10	10	10
Mohdar Hospital	UAE	Dubai	10	10	10	10	10	10	10	10	10	10	10	10	10	10	10	10	10	10	10	10	10
Reem Medical Group	UAE	Dubai	10	10	10	10	10	10	10	10	10	10	10	10	10	10	10	10	10	10	10	10	10
Thumayia Clinic	UAE	Dubai	10	10	10	10	10	10	10	10	10	10	10	10	10	10	10	10	10	10	10	10	10
Almazrouq Oryx Med Clinic	UAE	Dubai	10	10	10	10	10	10	10	10	10	10	10	10	10	10	10	10	10	10	10	10	10
Garfield Clinic Center Dubai	UAE	Dubai	10	10	10	10	10	10	10	10	10	10	10	10	10	10	10	10	10	10	10	10	10
Emirates Specialty Hospital	UAE	Dubai	10	10	10	10	10	10	10	10	10	10	10	10	10	10	10	10	10	10	10	10	10
German Medical Center	UAE	Dubai	10	10	10	10	10	10	10	10	10	10	10	10	10	10	10	10	10	10	10	10	10
Wahat Clinic & Hospital	UAE	Dubai	10	10	10	10	10	10	10	10	10	10	10	10	10	10	10	10	10	10	10	10	10
Emirates Hospital Jumeirah	UAE	Dubai	10	10	10	10	10	10	10	10	10	10	10	10	10	10	10	10	10	10	10	10	10
MGFPA Medical Center of Excellence Dubai	UAE	Dubai	10	10	10	10	10	10	10	10	10	10	10	10	10	10	10	10	10	10	10	10	10
The Regenerative Clinic	UAE	Dubai	10	10	10	10	10	10	10	10	10	10	10	10	10	10	10	10	10	10	10	10	10
Santa Maria	UAE	Muscat	10	10	10	10	10	10	10	10	10	10	10	10	10	10	10	10	10	10	10	10	10
REDC Clinic	UAE	Dubai	10	10	10	10	10	10	10	10	10	10	10	10	10	10	10	10	10	10	10	10	10
DNA Health & Wellness Clinic	UAE	Dubai	10	10	10	10	10	10	10	10	10	10	10	10	10	10	10	10	10	10	10	10	10
Health Clinic	UAE	Dubai	10	10	10	10	10	10	10	10	10	10	10	10	10	10	10	10	10	10	10	10	10
Suburban Longevity Hub by Clinique La Prairie	UAE	Dubai	10	10	10	10	10	10	10	10	10	10	10	10	10	10	10	10	10	10	10	10	10
Perfection Regional Hospital	UAE	Perth	10	10	10	10	10	10	10	10	10	10	10	10	10	10	10	10	10	10	10	10	10
Bayler Scott & White Medical Center - Round Rock	UAE	Round Rock	10	10	10	10	10	10	10	10	10	10	10	10	10	10	10	10	10	10	10	10	10

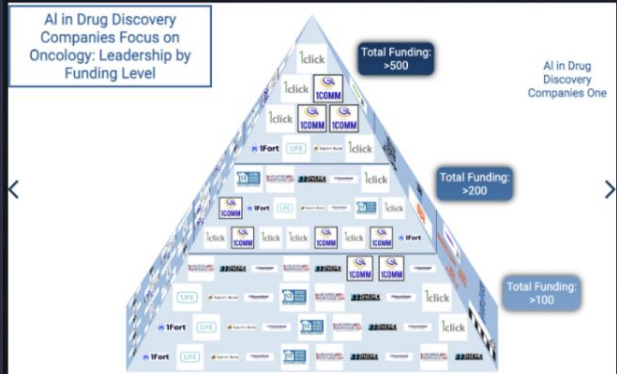
Corporate Blueprint



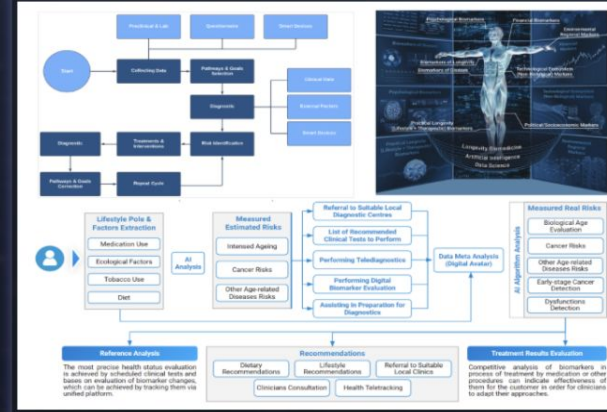
Tailored Market Research



Custom Benchmarks



Personal Blueprint



FOR INVESTORS

Advanced Companies Search for Investors

Explore companies with unseen precision. Many investors can confirm that looking for a suitable investment target starts with the creation of the database. The one that suits his/her needs and allows him/her to ask the right questions.

FOR INVESTORS

SWOTs & Matching Tool for Investors

Easily analyze companies market position and compare it across the industry. Any investment decision is conducted based on a specific analysis called due diligence. The process of due diligence encompasses the use of different approaches that allow analysis and comparison of companies. Thus, the assessment of one company ends up in a multi-layer comparison of tens or even hundreds of companies.

FOR COMPANIES

Limited Partners

Explore Limited Partners From Multiple Thematic Groups. Limited Partners are the driving force of any market. Many investment entities looking for those, aiming to allocate their money to their fund or firm. Yet this process takes a lot of time and effort.

Look at our [Limited Partners tutorial](#).

FOR BUSINESS DEVELOPMENT MANAGERS

Mindmaps

Easily analyze the market connections across different sectors and subsectors of the Longevity, Healthcare and Biotech industries.

Understand how different actors relate to each other in an interactive way. No matter what is the reasoning behind your market analysis, Mindmaps can serve as a powerful tool to track and understand your niche better!

Look at our [Mindmaps tutorial](#).

FOR ANALYSTS

Statistics charts

Access a powerful and easy-to-use analytical tool that will allow you to derive your own market insights today. Forget about lifeless statistics, data cleaning, and visualization problems. Use the database of more than 70,000 companies across different Longevity, Biotech, and Pharma sectors to envision the market in the way you want and need.

Look at our [Statistics charts](#).

FOR INVESTORS

R&D Collaborations and Clinical Trials for Investors

Analyze the intellectual property of the companies to drive your market understanding. While looking for an investment target, financial performance can be deceiving. In the case of pharmaceutical or biotech companies, the financial position can lead to an incorrect image of the company.

Look at our [Clinical Trials tutorial](#).

FOR COMPANIES AND INVESTORS

Forecasting & Reports for Investors and Companies

Access top-level forecasting solutions and reports to drive your market understanding. It's hard to imagine a proper investment pipeline without good forecasting and market analysis. Unfortunately, both of these things are really time-consuming and might take a lot of resources.

Look at our [Forecasting / Predictions tutorial](#).

Deep Knowledge Group Life Sciences Dashboards and Market Intelligence Systems

[Deep Knowledge Group](#)'s 10+ thematic analytical subsidiaries across Longevity, BioTech, Pharma, FemTech, AI, GovTech and DeepTech are the knowledge engines driving the consortium's long-term strategic agenda, technically unprecedented in their capabilities for domain-specific analytics, market intelligence and monitoring, benchmarking and forecasting, their understanding of complex industry dynamics and their ownership of best-in-class databases, technical and methodological IP and [Big Data Analytics Dashboards](#) and Market Intelligence Systems.

The consortium's life sciences-focused analytics subsidiaries include [Longevity Industry Analytics](#), [FemTech Analytics](#), [Deep Pharma Intelligence](#) and [NeuroTech Analytics](#), and its Life Sciences Division also encompasses a number of stealth working groups focused on next-generation health technology validation, analysis, development and deployment across Practical Longevity, Space Medicine, Mitochondrial Medicine and other intersectional domains.

These entities are in possession of best-in-their-class market intelligence, competitive benchmarking, technology forecasting, deep ecosystem analytics and operational environment monitoring IP, assets and systems across their 70+ domain-specific Life Sciences Dashboards and Market Intelligence Systems. Their Dashboards are built on top of extremely comprehensive and proprietary databases developed through years of domain-specific ecosystem mapping and analysis according to specialized industry classification frameworks; in this regard, each subsidiary is the leader in its domain in terms of the tangibility and relevance of its data, the scope, function and technological sophistication of its market intelligence systems, and the depth and actionability of its capacity for tangible industry and technology analytics, forecasting and benchmarking.



Longevity Related Dashboards

Diabetes Industry in Gulf Cooperation Coun



Deep Pharma Intelligence Dashboard 1.0



Life Science in UAE



Life Sciences in the UAE. Beta Version



Longevity Public Companies Analytics Dash



Diabetes Industry Global Dashboard



Autism Global Challenge Ecosystem



Longevity Clinic Blueprint Dashboard



Longevity in Asia dashboard



Medical Clinics Industry in London



Medical Clinics Industry in UAE



Lyme Pandemic Analytics



HealthTech Dashboards

UAE HealthTech Investment Dashboard



UAE HealthTech Analytics Dashboard



Healthcare Innovations Dashboard



BioTech Dashboards

BioTech in Asia Dashboard



AI for Drug Discovery



Advanced BioTech R&D Dashboard



FemTech Dashboards

FemTech Analytics



FemTech in the UK Big Data Analytics

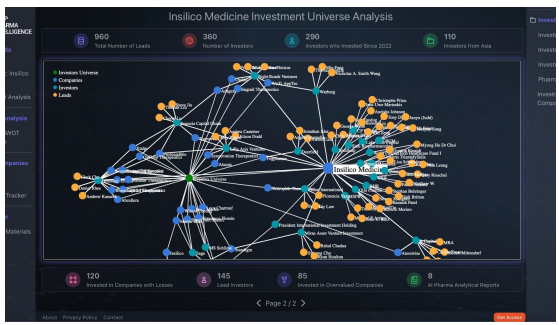


Femtech Analytics LinkedIn



UAE HealthTech Industry Big Data Analytics System

Investor + Client Relations



Open Source Intelligence

Insilico Medicine Investment Universe Analysis

Aaron Husock

Background: Aaron Husock is a seasoned Portfolio Manager with a strong background in investment analysis and management. With experience at top financial firms like Citicorp and Morgan Stanley, he has a proven track record of success in identifying growth opportunities in the technology sector. Aaron's expertise in global technology trends and emerging investment opportunities for start-ups and the stock market, coupled with his extensive network of attractive investment opportunities, has led to a high number of successful investments. He is a Chartered and PFI Beta Exams (Investment) member. Aaron brings exceptional and research-driven approach to his work, making him a valuable asset to any investment team.

Work Experience:

- Company: Arthur Capital | Title: Portfolio Manager | Location: New York City Metropolitan Area | Start: 04/2022 | Description: None
- Company: Arthur Capital, a Citicorp | Title: Analyst | Location: New York | Start: 04/2019 | End: 03/2022 | Description: None
- Company: Battery Street Management LP | Title: Associate Business Manager | Location: New York | Start: 04/2018 | End: 03/2019 | Description: None

Certifications:

- Name: CFA
- License Number: None
- Member Since: None
- Issuing Authority: CFA Institute
- URL: None

Engagement Recommendations:

1. Emphasize Aaron's strong background in investment analysis and management, particularly in technology, stocks and global markets.
2. Recommend communication by referencing his experience at top financial institutions like Morgan Stanley and Battery Street Management, showcasing his industry background.
3. Highlight the opportunity for personalized investment in the AI and Pharma industries, aligning with Aaron's passion for technology and global markets, and emphasizing the potential for strong returns and attractive risk-reward opportunities.

Recommendation System

Insilico Medicine Investment Universe Analysis

Investor: WSJ Pro Venture Capital Group
URL: <https://www.linkedin.com/groups/13534179>

Investor: Board of Directors (TGL)
URL: <https://www.linkedin.com/groups/2374182>

Recommendations:

1. Highlight Aaron's strong background in both science and business, showcasing his expertise in the biotechnology industry.
2. Initiate communication through personalized messages referencing his roles at Boxer Capital, WSJ Pro Venture Capital Group, and TGL, demonstrating a thorough understanding of his professional interests.
3. Emphasize the potential for growth and innovation in the AI and Pharma industries, aligning with Aaron's investment goals and showcasing opportunities for impactful investments in cutting-edge biotechnology companies.

Profile Links:

- <http://www.linkedin.com/in/aaron-davis-684541>
- <https://www.facebook.com/aaron.t.davis.92>

Ultimate Decision Maker Database

Insilico Medicine Investment Universe Analysis

890 Personalities of In-depth Analysis

Filters: Country, Company, Activity, Name Filter

Grid of 890 personalities including: Aaron Husock, Aaron Karpil, Aaron Nemzet, Aaron Ripstein, Aaron Yu, Abdulrahman Alshakhsjar, Alan Canella, Alan Johnson, Alan Thomas, Alanah Vance, Alan Wang, Alan Carr, Alan Ghogghli, Alan Fox, Alan...

Clinics/Facilities Scoring System

Insilico Medicine Investment Universe Analysis

Entity	Score	Category
Novartis	68.19	Pharma
Owen	58.91	Investor
Schroder	69.30	Investor
Herman	69.04	Investor
Recursion Pharmaceuticals	59.04	Pharma
Entire	58.71	Investor
Deep Genomics	60.07	Pharma
Inteva	65.34	Investor
Adco	53.2	Investor
Teva Pharmaceuticals	52.07	Pharma
Boehr	50.78	Investor
Boehr Therapeutics	50.19	Pharma
Veri Health	48.86	Investor
Alkerm	48.19	Investor
Lantheus Pharma	48.10	Pharma
Beigang	48.01	Investor
Biogen	47.40	Pharma
Takeda	47.33	Pharma
Neurolytics	47.07	Investor
Enara	46.00	Investor
Novartis Biosci	41.79	Pharma
Pharad	41.50	Investor
Alia	38.31	Investor
Lantheus Biopharma	37.58	Pharma
All Therapeutics	36.86	Investor

Company and Investor Profiles

Insilico Medicine Investment Universe Analysis

Investor: 3F Future Health Fund

Investor: SAM Ventures

Investor: SV Capital

Investor: 8 Diversified Capital

Investor: LDK ACC

Investor: AMC Capital

Investor: ARC Cloud Ventures

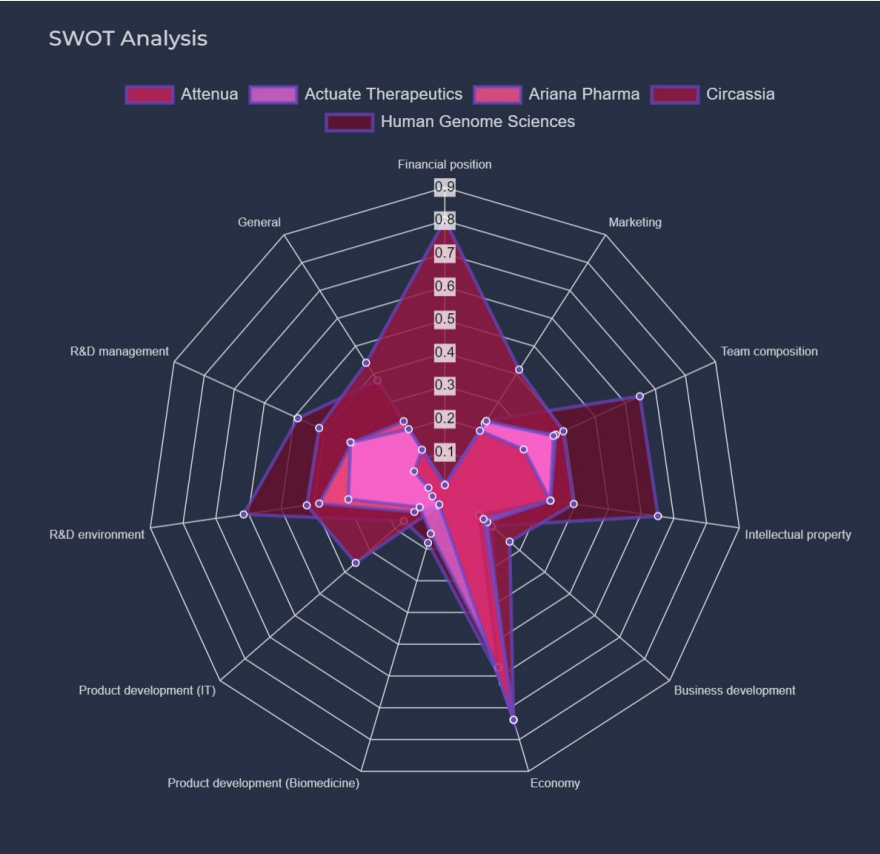

Investor: ARCC Venture Partners

Investor: ARK Investment Managers

Investor: Airox

Investor: Airox Doha Growth Fund

UAE HealthTech Blueprints: Comparison of Your Project vs. Ideal Project



In addition to comprehensive end-to-end SWOT and comparative analysis between projects operating in the same project type and use-case domain, the Dashboard also allows clients to compare their project and company a hypothetical ideal project (blueprint) in the same focus area as yours. This enables more actionable, data-driven roadmapping for project planning and execution.

UAE Medical Clinics Big Data Analytics Dashboard and Market Intelligence System

UAE Medical Clinics Dashboard

720
Total Number of Clinics

190
P4 Medicine

120
Advanced Medicine

30
Longevity Clinics

Medical Clinics Ecosystem in UAE Mindmap



Investors Database



Decision Makers and Leaders



Advanced Medical Clinics Database



Advanced Medicine Benchmark

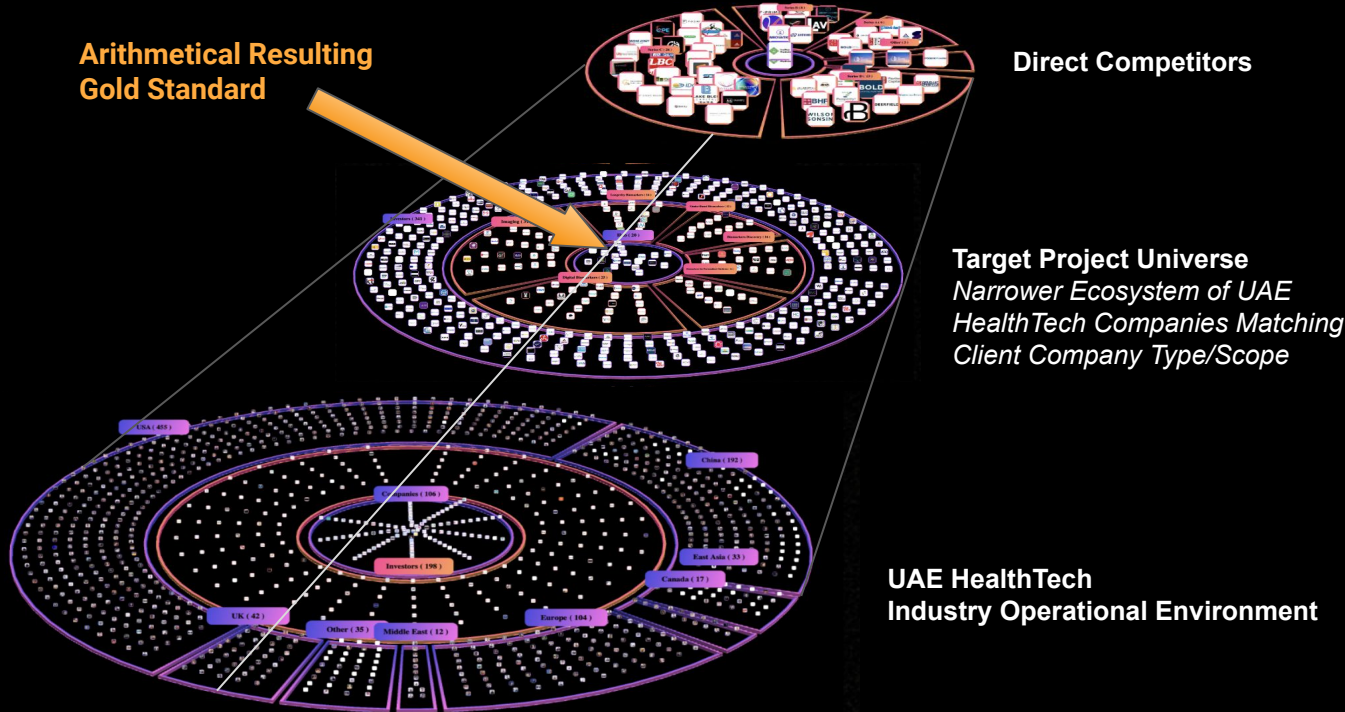


HealthTech Conferences in UAE



Mapping UAE HealthTech Operational Environment

Arithmetical Resulting Gold Standard



A targeted, qualified shortlist of direct UAE HealthTech competitors is obtained by mapping the full operation environment of the UAE HealthTech Industry, and filtering the subset of companies that match the client according to project type.

Narrow targeting then enables identification of the direct competitors of the client; however, parallel analysis of the full UAE HealthTech Operational Environment also enables identification of gold standards and best practices both from similar and dissimilar projects.

Engagement Relations Management System

Engagement Relationship Management System 3.0, included as part of our White Label Solution, is designed to streamline and enhance your organization's engagement with clients, distributors, investors and business development processes. It offers a comprehensive set of tools and platforms to manage projects, analyze data, create customized platforms, and facilitate deal management.

ERMS 3.0 Ecosystem

Professional Projects Platform for
Engagement Relations Management

Operational Environment and Smart-Matching System

LegalTech Constructor

Commercial Deals Constructor

SWOT

Structured BisDevTech Platforms



Market Intelligence Dashboard Products, Tools and Value Offering

Deep Knowledge Group's 10+ thematic analytical subsidiaries are technically unprecedented in their capabilities for domain-specific analytics, market intelligence and monitoring, benchmarking and forecasting, their understanding of complex industry dynamics and their ownership of best-in-class databases, technical and methodological IP and Big Data Analytics Systems. It is on this strong basis that each of our thematic Big Data Analytics Dashboards are built.

While each thematic analytical dashboard and market intelligence system comes with its own unique composition of products and tools, very often they will feature tools focused on analytics and assessment, entity (company, investor) profiling, evaluation and comparison, smart-matching (ecosystem entities that fit client's profile and needs), and operational environment visualization and mapping, and products focused on benchmarking (identifying and ranking top players), blueprints (ideal product or service offering compositions based on analysis of top players), company-targeted recommendations and custom market reporting.

Market Intelligence Dashboard Tools

- Analytical and assessment tools
- Evaluation and comparison tools
- Entity-specific SWOT, benchmarking (ranking) and forecasting tools
- Smart-matching tools
- Visualization and mapping tools
- Custom reporting tools
- Database management tools
- Research and parsing tools

Market Intelligence Dashboard Products

- Benchmarks and indices: quantitative qualitative, comparative and competitive ranking of top thematic entities (e.g., companies, investors, technologies)
- Blueprints: ideal composition (component pipeline) of dashboard's thematic focus, built from analysis of top players (e.g., ideal clinic blueprint, ideal product/service blueprint, etc.)
- Custom benchmarks and reports

Market Intelligence Dashboard Use Cases and Value Offerings

- Industry ecosystem and operational environment monitoring and mapping
- Identification and analysis of competitors, potential partners, investment targets, etc.
- Improving corporate strategy on basis of top players analysis
- Recognizing and adapting to decisive market and ecosystem trends early

Forms of Proposed Cooperation

Deep Knowledge Group offers a variety of collaboration and cooperation options for parties seeking to enhance their strategic decision making, corporate and operational intelligence, and tactical execution capabilities by accessing one or more of our 70+ health and life sciences-focused Big Data Analytical Dashboards and Market Intelligence Systems.

We offer access to our Dashboards across 3 tiers: Subscription (baseline access to tools and components), White Label Solution (access to full scope of features with certain degrees of customization, personalization and plug-and-play feature selection), and Custom Dashboard Creation (end-to-end customized solution tailored to your specific operational needs and requirements).

Big Data Analytics Dashboard Subscription

- Subscription access is the most economical option for parties seeking to utilize our dashboards
- Offers full scope of ready-for-use analytics, corporate and competitive intelligence, market monitoring and benchmarking tools
- Discounted rates for multi-dashboard access available.


Big Data Analytics Dashboard White Label Solution

- Enhanced access to a wider scope of Dashboard features and functionality
- Includes a certain degree of client-directed Dashboard component and functionality customization and personalization and plug-and-play feature selection
- Highly flexible choice of data sources

Custom Market Intelligence Dashboard Creation

- End-to-end custom solution tailored to the operational and organizational needs and specifics of the client
- Plug-and-play feature selection
- Ground-up custom design of new components according to client need
- Most versatile, customizable and sophisticated option available

We are open to a mutually beneficial cooperation



DEEP
KNOWLEDGE
GROUP



LONGEVITY
INDUSTRY
ANALYTICS

www.dkv.global

info@dkv.global

www.aginganalytics.com

info@aginganalytics.com

Longevity Industry Analytics

100 Bishopsgate, London, UK
