

DEEP
KNOWLEDGE
GROUP



LONGEVITY
INDUSTRY
ANALYTICS

HealthTech Industry in United Arab Emirates Market Intelligence System and Dashboard

*White Label Solution for UAE HealthTech Industrial Ecosystem
Analytics, Market Intelligence, Semi-Automated Business
Development and Operational Environment Mapping*

Strictly Confidential

www.deep-innovation.tech/uae-analytics

Project Overview

AI-Driven Big Data Analytics System for Deep Market Intelligence on UAE HealthTech Companies and Investors

End-to-End Infrastructure for Market Monitoring, Competitive Intelligence, Company Benchmarking and Investment Relations

AI Co-Pilot to Automatically Translate UAE HealthTech Dashboard Insights into Practical Strategic Recommendations

Options for Standard Dashboard Subscription, Custom White Label Solution, and SaaS-Based Access to Select Components

Sophisticated Engagement Relations Management System (ERM) to Enhance Business Marketing and Client Relations

UAE HealthTech Corporate Blueprints: Ideal Pipeline of Components for Different Projects and Use-Cases

Joint Product

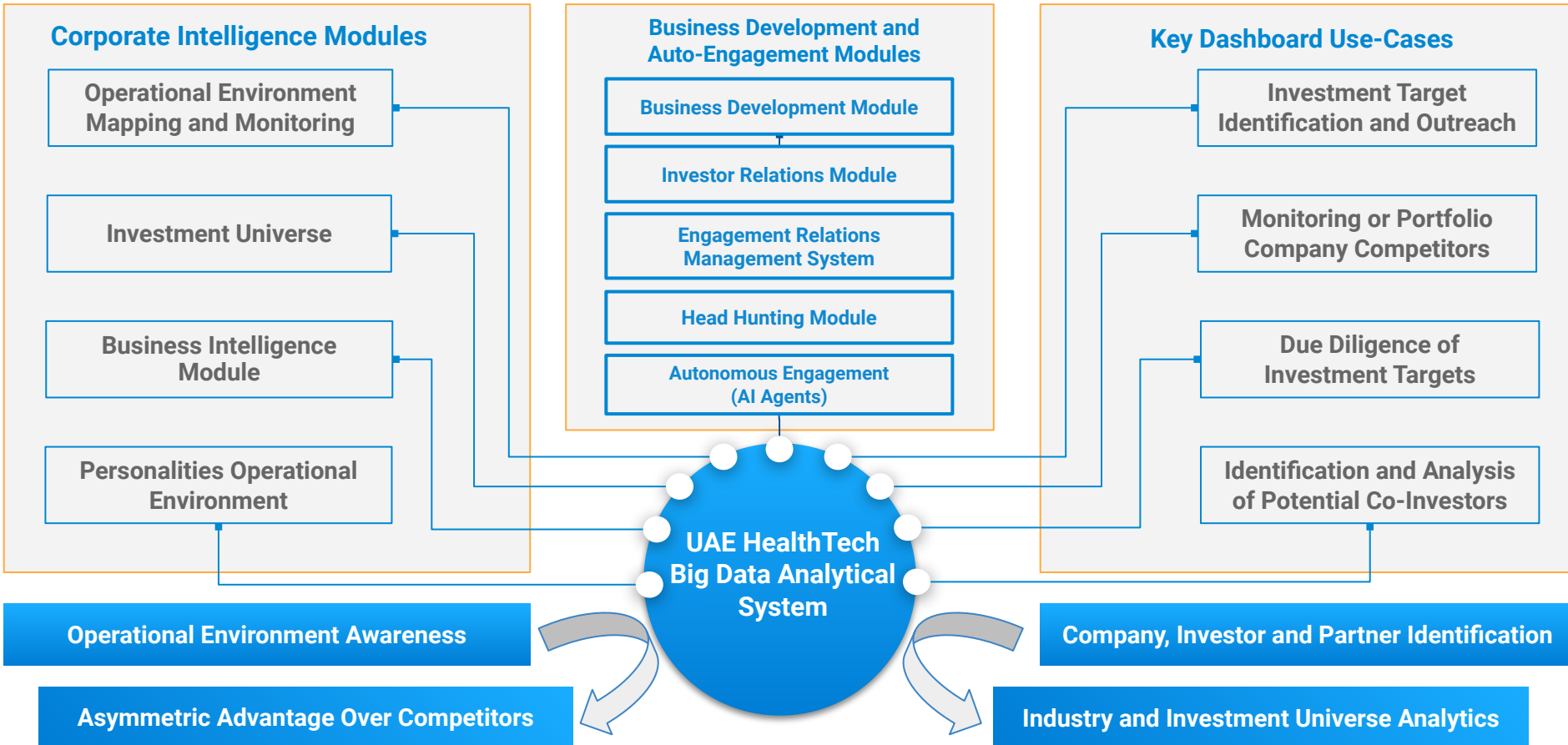
SaaS Product



White Label Solution

Strategic Partnership

UAE HealthTech Industry Big Data Analytics System and Dashboard Components



General Overview

Main Items

UAE Life Science Ecos...

UAE Ecosystem

UAE Longevity Clinics

UAE Medical Clinics E...

Macroparameters Ana...

Hubs

Companies

Leaders

Investor

Documentation

Dashboards

UAE Analytics Dashbo...

Global Medical Clinics ...

Global Clinics Industry

GMC & UAE Medical C...

Tools

Automated Proposals ...

Front-End Assessmen...

Ontology



1833

Total Number of Companies



321

Medical Technology



156

Hubs



579

P4 Medicine

UAE Life Science Universe



Interactive MindMap




3D Multidimensional MindMap



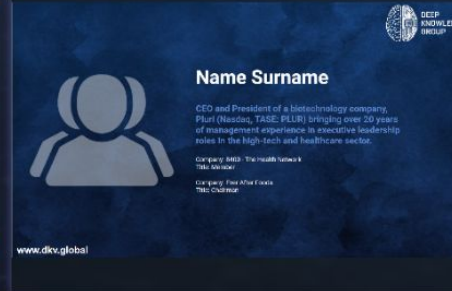
Life Sciences in the United Arab Emirates



Rectangle Big Ecosystem MindMap



Ultimate Decision Maker Analysis



842

Leaders



349

FinTech Services



13

Different Types of Industries



780

Investors

ERMS Integration

BizDevTech Platform

Digital Avatars

Automated Proposals

OSINT

Leads Analysis

Enhanced Due Dillige...

Interconnections Map...

Semantic Analysis

Support

AI Copilot

FAQ

Feedback Forms

Contact Information

Advanced Infographics

OE Mapping

Targeted OE

OE Analysis

Relevant Platforms

Special Projects

General Overview

- Main Items
- UAE Life Science Ecos...
- UAE Ecosystem
- UAE Longevity Clinics
- UAE Medical Clinics E...
- Macroparameters Ana...
- Hubs
- Companies
- Leaders
- Investor
- Documentation

Dashboards

- UAE Analytics Dashbo...
- Global Medical Clinics ...
- Global Clinics Industry
- GMC & UAE Medical C...

Tools

- Automated Proposals ...
- Front-End Assessmen...

Ontology



1833
Total Number of Companies



321
Medical Technology




156
Hubs



579
P4 Medicine

Other Life Sciences Sectors in the UAE





842
Leaders



349
FinTech Services



13
Different Types of Industries



780
Investors

ERMS Integration

- BizDevTech Platform
- Digital Avatars
- Automated Proposals

OSINT

- Leads Analysis
- Enhanced Due Dillige...
- Interconnections Map...
- Semantic Analysis

Support

- AI Copilot
- FAQ
- Feedback Forms
- Contact Information

Advanced Infographics

- OE Mapping
- Targeted OE
- OE Analysis

Relevant Platforms

Special Projects



1833
Total Number of Companies

579
P4 Medicine

321
Medical Technology

156
Hubs

General Overview

Main Items

UAE 3D Ecosystem

UAE Macroparameters...

Macroparameters Ana...

HealthTech Analysis

Companies

Investors

Leaders

Documentation

Dashboards

UAE Medical Clinics E...

Global Medical Clinics ...

UAE Investment Dash...

GMC & UAE Medical C...

Global Medical Clinics ...

Global Clinics Industry

GeoDashboard

Tools

Automated Proposals ...

Front-end Assessmen...

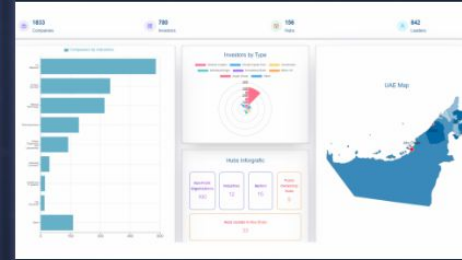
Life Sciences Ecosystem in the UAE



UAE Life Science Universe



UAE Macroparameters Analysis



UAE Macroparameters



Life Sciences in the United Arab Emirates



Cluster Analysis



842
Leaders

780
Investors

349
FinTech Services

13
Different Types of Industries

ERMS Integration

BizDevTech Platform

Digital Avatars

Automated Proposals

OSINT

Leads Analysis

Enhanced Due Dillig...

Interconnections Map...

Semantic Analysis

Support

AI Copilot

FAQ

Feedback Forms

Contact Information

Advanced Infographics

OE Mapping

Targeted OE

OE Analysis

Relevant Platforms

Global Diabetes Indust...

Diabetes in GCC Regio...

Diabetes Industry Glo...

1833
Total Number of Companies

579
P4 Medicine

321
Medical Technology

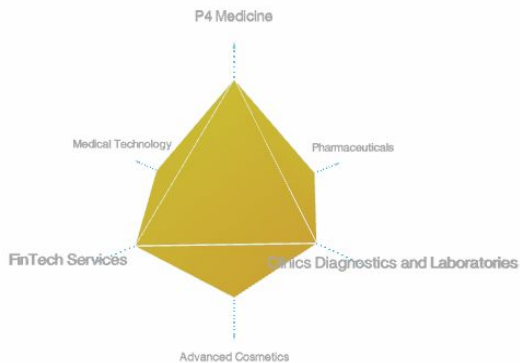
156
Hubs

3D CCQQ Analysis

Abu Dhabi Companies

Dubai Companies

IDB Companies



842
Leaders

780
Investors

349
FinTech Services

13
Different Types of Industries

← Previous 1 ... 3 4 5 6 7 Next →

1833
Total Number of Companies

579
P4 Medicine

321
Medical Technology

156
Hubs

General Overview

Main Items

UAE 3D Ecosystem

UAE Macroparameters...

Macroparameters Ana...

HealthTech Analysis

Companies

Investors

Leaders

Documentation

Dashboards

UAE Medical Clinics E...

Global Medical Clinics ...

UAE Investment Dash...

GMC & UAE Medical C...

Global Medical Clinics ...

Global Clinics Industry

GeoDashboard

Tools

Automated Proposals ...

Front-end Assessmen...

Global Diabetes Industry Platform



Global Diabetes Industry Platform

Introducing Aging Analytics Agency's 11 Platforms dedicated to the Global Diabetes industry, featuring our latest report, 'Global Diabetes Industry Overview 2023'. This platform serves as a central hub for news and information, providing a comprehensive analysis of the diabetes market and advanced technologies designed to assist those affected by the condition.

Explore the rapidly evolving world of diabetes technology, from traditional self-monitoring of blood glucose and insulin injections to advanced continuous glucose monitors (CGMs), offering real-time data for better blood sugar management. Our platform's data is grounded in scientific and clinical evidence, making it a valuable resource for healthcare professionals, R&D specialists, and investors in the diabetes market.

Diabetes in GCC Region Industry Platform



Diabetes in GCC Region Industry Platform

The platform provides a brief description of the diabetes epidemiological situation in Gulf Cooperation Council (also known as the GCC and comprising United Arab Emirates, Saudi Arabia, Oman, Kuwait, Qatar, and Bahrain).

Despite dedicated national efforts to raise awareness against the harmful effects of fast-food consumption and sedentary lifestyle, the Arab population continues to struggle with an increased risk for metabolic disorders. The International Diabetes Federation (IDF) has reported that GCC countries have one of the highest prevalence of diabetes and obesity in the world, given the sedentary lifestyles and increased consumption of foods that are high in calories and sugar.

Of the 145,863 deaths in the GCC during 2020, nearly 77% were due to noncommunicable diseases (NCDs). In this report, we reviewed genetic background of diabetes among Arab populations, medical treatments started and key market players that offer services to diabetes patients.

Diabetes Industry Global Dashboard



Diabetes Industry in Gulf Cooperation Council



842
Leaders

780
Investors

349
FinTech Services

13
Different Types of Industries

ERMS Integration

BizDevTech Platform

Digital Avatars

Automated Proposals

OSINT

Leads Analysis

Enhanced Due Dillige...

Interconnections Map...

Semantic Analysis

Support

AI Copilot

FAQ

Feedback Forms

Contact Information

Advanced Infographics

OE Mapping

Targeted OE

OE Analysis

Relevant Platforms

Global Diabetes Indust...

Diabetes in GCC Regio...

Diabetes Industry Glo...

1833
Total Number of Companies

579
P4 Medicine

321
Medical Technology

156
Hubs

Global Diabetes Industry Platform

Global Diabetes Industry Platform

Introducing Aging Analytics Agency's IT Platform dedicated to the Global Diabetes industry, featuring our latest report, 'Global Diabetes Industry Overview 2023'. This platform serves as a central hub for news and information, providing a comprehensive analysis of the diabetes market and advanced technologies designed to assist those affected by the condition.

Explore the rapidly evolving world of diabetes technology, from traditional self-monitoring of blood glucose and insulin injections to advanced continuous glucose monitors (CGMs), offering real-time data for better blood sugar management. Our platform's data is grounded in scientific and clinical evidence, making it a valuable resource for healthcare professionals, R&D specialists, and investors in the diabetes market.

Navigation: Home, Global Report, Diabetes Industry Leaders Overview, Global Diabetes Industry Knowledge, Global Diabetes Industry Dashboard, Diabetes in GCC Industry Platform, GCC Report, Contact.

Diabetes in GCC Region Industry Platform

Diabetes in GCC Region Industry Platform

The platform provides a brief description of the diabetes epidemiological situation in Gulf Cooperation Council (also known as the GCC and comprising United Arab Emirates, Saudi Arabia, Oman, Kuwait, Qatar, and Bahrain).

Despite dedicated national efforts to raise awareness against the harmful effects of fast-food consumption and sedentary lifestyle, the Arab population continues to struggle with an increased risk for metabolic disorders. The International Diabetes Federation (IDF) has reported that GCC countries have one of the highest prevalence of diabetes and obesity in the world, given the sedentary lifestyles and increased consumption of foods that are high in calories and sugar.

Of the 140,863 deaths in the GCC during 2020, nearly 77% were due to noncommunicable diseases (NCDs). In this report, we reviewed genetic background of diabetes among Arab populations, medical treatments started and key market players that offer services to diabetes patients.

Navigation: Home, Global Report, Diabetes Industry Leaders Overview, Global Diabetes Industry Knowledge, Diabetes in GCC Industry Platform, GCC Report, Contact.

Diabetes Industry Global Dashboard



Diabetes Industry in Gulf Cooperation Council



842
Leaders

780
Investors

349
FinTech Services

13
Different Types of Industries

- General Overview
- Main Items
- UAE 3D Ecosystem
- UAE Macroparameters...
- Macroparameters Ana...
- HealthTech Analysis
- Companies
- Investors
- Leaders
- Documentation
- Dashboards
- UAE Medical Clinics E...
- Global Medical Clinics ...
- UAE Investment Dash...
- GMC & UAE Medical C...
- Global Medical Clinics ...
- Global Clinics Industry
- GeoDashboard
- Tools
- Automated Proposals ...
- Front-end Assessmen...

- ERMS Integration
- BizDevTech Platform
- Digital Avatars
- Automated Proposals
- OSINT
- Leads Analysis
- Enhanced Due Dillige...
- Interconnections Map...
- Semantic Analysis
- Support
- AI Copilot
- FAQ
- Feedback Forms
- Contact Information
- Advanced Infographics
- OE Mapping
- Targeted OE
- OE Analysis
- Relevant Platforms
- Global Diabetes Indust...
- Diabetes in GCC Regio...
- Diabetes Industry Glo...



1833
Total Number of Companies

579
P4 Medicine

321
Medical Technology

156
Hubs

General Overview

- Main Items
- UAE 3D Ecosystem
- UAE Macroparameters...
- Macroparameters Ana...
- HealthTech Analysis
- Companies
- Investors
- Leaders
- Documentation

Dashboards

- UAE Medical Clinics E...
- Global Medical Clinics ...
- UAE Investment Dash...
- GMC & UAE Medical C...
- Global Medical Clinics ...
- Global Clinics Industry
- GeoDashboard

Tools

- Automated Proposals ...
- Front-end Assessmen...

Data Room

- Documents

Ontology

- Timeline

- Interactive Database

- Ontology Mapping

Supplementary Data



JAE HealthTech Analytics Dashboard

Screening Shortlist Comparison (0)

General Overview

- Main Items
- UAE 3D Ecosystem
- UAE Macroparameters...
- Macroparameters Ana...
- HealthTech Analysis
- Companies
- Investors

Leaders

- Documentation

Dashboards

- UAE Medical Clinics E...
- Global Medical Clinics ...
- UAE Investment Dash...
- GMC & UAE Medical C...
- Global Medical Clinics ...
- Global Clinics Industry
- GeoDashboard

Tools

- Automated Proposals ...
- Front-end Assessmen...

NAME
Oliver Zolman MBBS BSc
. Ahmed Al Ameri
. Aisha Bin Bishr
. Dalya Al Muthanna
. Farida Al Hosani
. Jaimin Shukla
. Mohamed Ibrahim
. Raja Al Gurg
. Reem Osman
. Saleh Al Mansoori
. Sana Farid
. Sara Al Madani
. Ankasha Arif

ERMS Integration

- BizDevTech Platform
- Digital Avatars
- Automated Proposals

OSINT

- Leads Analysis
- Enhanced Due Dillige...
- Interconnections Map...
- Semantic Analysis

Support

- AI Copilot
- FAQ
- Feedback Forms
- Contact Information

Advanced Infographics

- OE Mapping
- Targeted OE
- OE Analysis

Relevant Platforms

- Global Diabetes Indust...
- Diabetes in GCC Regio...
- Diabetes Industry Glo...
- Diabetes Industry in G...

Create New Cooperation Proposal

Recipient Organiz...	Email
Subsidiary Deep Pharma ...	Industry Pharmaceutic...
Subsectors Drug Discovery	
Component 1	Component 2
Component 1 De...	Component 2 De...
Component 3	Component 4
Component 3 De...	Component 4 De...
Component 5	Component 6
Component 5 De...	Component 6 De...
Other Information: e.g. the recipient organi...	

842
Leaders

780
Investors

349
FinTech Services

13
Different Types of Industries

ERMS Integration

- BizDevTech Platform
- Digital Avatars
- Automated Proposals

OSINT

Leads Analysis

- Enhanced Due Dillige...
- Interconnections Map...
- Semantic Analysis

Support

- AI Copilot
- FAQ
- Feedback Forms
- Contact Information

Advanced Infographics

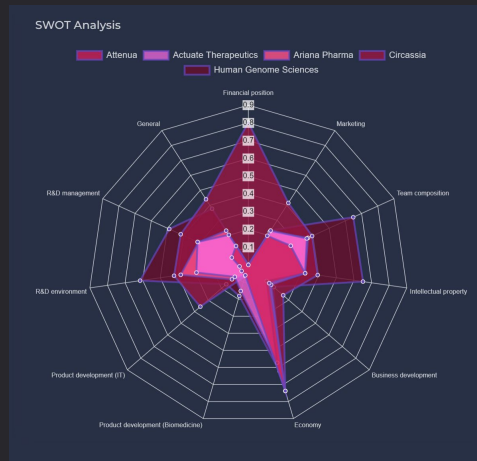
- OE Mapping
- Targeted OE
- OE Analysis

Relevant Platforms

- Global Diabetes Indust...
- Diabetes in GCC Reglo...
- Diabetes Industry Glo...
- Diabetes Industry in G...

What are Dashboards?

We provide deep data science insights on the private and public markets via customized IT platforms we call Dashboards. In essence, Dashboards is a Big Data Analytical System that consists of separate Components or Dashboards:



Specialized data for critical decisions

Dashboards by Deep Knowledge Group uncover actionable insights and trends for all companies and investors of DeepTech, HealthTech and Longevity Industries. Our visually pleasing platform provides unparalleled access to the public and private markets, and we are committed to providing unbiased data - information you can use to drive success at your firm.

Discover what you can do with our Dashboards

FOR INVESTORS



Private Market Intelligence



Portfolio Constructor



Deal Sourcing




Forecasting / Predictions

FOR COMPANIES




SWOT Analysis



Fundraising



Matching Tool



Company Analysis

FOR ANALYSTS



Clinical Trials



Market Research




Due Diligence

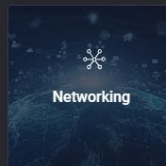


Statistics Charts

FOR BUSINESS DEVELOPMENT MANAGERS



Limited Partners



Networking



Business Development




Mind Maps

Dashboard Tools and Products

Analytical and Assessment Tools

Analytical and Assessment Tools

Benchmarking Visualisation Tool



Benchmarking Analysis Tool



Benchmarks Comparison Tool



Ecosystem Benchmarks Tool



Statistical Benchmarks Tool



Financial Benchmarks Tool




Evaluation and Comparison Tools

Evaluation and Comparison tools

Benchmarking Visualisation Tool



Benchmarking Analysis Tool



Benchmarks Comparison Tool



Ecosystem Benchmarks Tool



Statistical Benchmarks Tool




Financial Benchmarks Tool



Visualisation and Mapping Tools

Visualization and Mapping Tools

Benchmarking Visualisation Tool




Benchmarking Analysis Tool



Benchmarks Comparison Tool




Ecosystem Benchmarks Tool



Statistical Benchmarks Tool



Financial Benchmarks Tool



Dashboard and Reporting Tools

Dashboard and Reporting Tools

Benchmarking Visualisation Tool



Benchmarking Analysis Tool



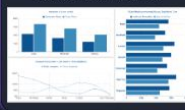
Benchmarks Comparison Tool



Ecosystem Benchmarks Tool



Statistical Benchmarks Tool



Financial Benchmarks Tool



Database and Management Tools

Database and Management Tools

Benchmarking Visualisation Tool



Benchmarking Analysis Tool



Benchmarks Comparison Tool



Ecosystem Benchmarks Tool



Statistical Benchmarks Tool



Financial Benchmarks Tool



Research and Parsing Tools

Research and Parsing Tools

Benchmarking Visualisation Tool



Benchmarking Analysis Tool



Benchmarks Comparison Tool



Ecosystem Benchmarks Tool



Statistical Benchmarks Tool



Financial Benchmarks Tool



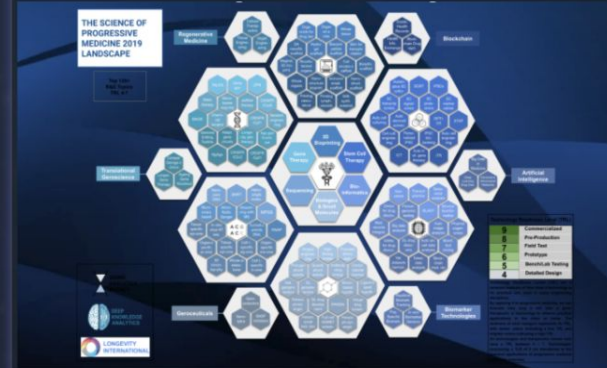
Enchanted Analytical Material



Industry Benchmarks

City	Country/Location	Days To Open Service Years	1st-6th Month Revenue (Mill)	Person Class	Client Prod C	Sales Culture Days 1-6 Months (Mill)	Pharmaceuticals (Mill)
Meyor Clinic	UAE	5	4.9	5	5	5	5
Freeman Life	UAE	5	4.9	5	5	5	5
Revelite Clinic	UAE	5	5	5	5	5	5
Key Clinics	UAE	5	5	5	5	5	5
Novomed Centers	UAE	5	5	5	5	5	5
University Hospital Wraigh	UAE	5	5	5	5	5	5
American Wellness Center	UAE	5	5	5	5	5	5
7 Dimensions Medical Center	UAE	5	5	5	5	5	5
King's College Hospital Dubai	UAE	5	5	5	5	5	5
South German Hospital Dubai	UAE	5	5	5	5	5	5
Mohor Hospital	UAE	5	5	5	5	5	5
Reem Medical Group	UAE	5	5	5	5	5	5
Thumbyay Clinic	UAE	5	5	5	5	5	5
Reemvade City Med Clinic	UAE	5	5	5	5	5	5
Garfield Clinic Center Dubai	UAE	5	5	5	5	5	5
Emirates Specialty Hospital	UAE	5	5	5	5	5	5
German Medical Center	UAE	5	5	5	5	5	5
Wahat Clinic & Hospital	UAE	5	5	5	5	5	5
Emirates Hospital Jumeirah	UAE	5	5	5	5	5	5
MGFPA Medical Center of Excellence Dubai	UAE	5	5	5	5	5	5
The Regenerative Clinic	UAE	5	5	5	5	5	5
Santa Maria	Mexico	5	5	5	5	5	5
REDCI Clinic	UAE	5	5	5	5	5	5
DNA Health & Wellness Clinic	UAE	5	5	5	5	5	5
Health Clinic	UAE	5	5	5	5	5	5
Suburban Longevity Hub by Clinique La Prairie	UAE	5	5	5	5	5	5
Perfection Regional Hospital	Canada	5	5	5	5	5	5
Bayler Scott & White Medical Center - Round Rock	UAE	5	5	5	5	5	5

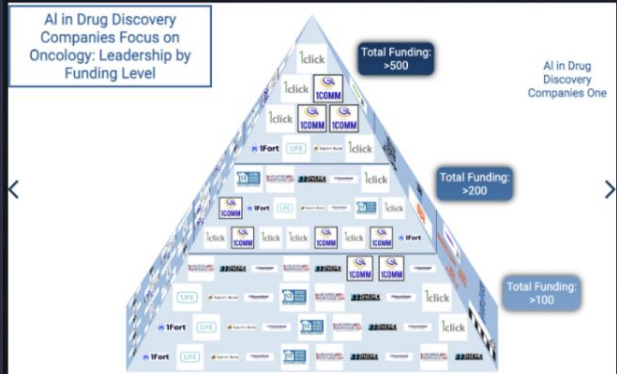
Corporate Blueprint



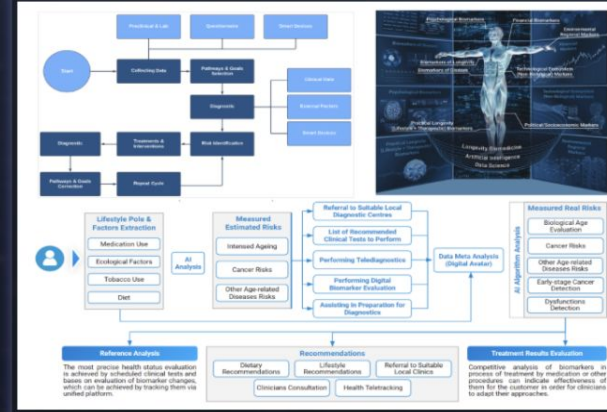
Tailored Market Research



Custom Benchmarks



Personal Blueprint



FOR INVESTORS

Advanced Companies Search for Investors

Explore companies with unseen precision. Many investors can confirm that looking for a suitable investment target starts with the creation of the database. The one that suits his/her needs and allows him/her to ask the right questions.

FOR INVESTORS

SWOTs & Matching Tool for Investors

Easily analyze companies market position and compare it across the industry. Any investment decision is conducted based on a specific analysis called due diligence. The process of due diligence encompasses the use of different approaches that allow analysis and comparison of companies. Thus, the assessment of one company ends up in a multi-layer comparison of tens or even hundreds of companies.

FOR COMPANIES

Limited Partners

Explore Limited Partners From Multiple Thematic Groups. Limited Partners are the driving force of any market. Many investment entities looking for those, aiming to allocate their money to their fund or firm. Yet this process takes a lot of time and effort.

Look at our [Limited Partners tutorial](#).

FOR BUSINESS DEVELOPMENT MANAGERS

Mindmaps

Easily analyze the market connections across different sectors and subsectors of the Longevity, Healthcare and Biotech industries.

Understand how different actors relate to each other in an interactive way. No matter what is the reasoning behind your market analysis, Mindmaps can serve as a powerful tool to track and understand your niche better!

Look at our [Mindmaps tutorial](#).

FOR ANALYSTS

Statistics charts

Access a powerful and easy-to-use analytical tool that will allow you to derive your own market insights today. Forget about lifeless statistics, data cleaning, and visualization problems. Use the database of more than 70,000 companies across different Longevity, Biotech, and Pharma sectors to envision the market in the way you want and need.

Look at our [Statistics charts](#).

FOR INVESTORS

R&D Collaborations and Clinical Trials for Investors

Analyze the intellectual property of the companies to drive your market understanding. While looking for an investment target, financial performance can be deceiving. In the case of pharmaceutical or biotech companies, the financial position can lead to an incorrect image of the company.

Look at our [Clinical Trials tutorial](#).

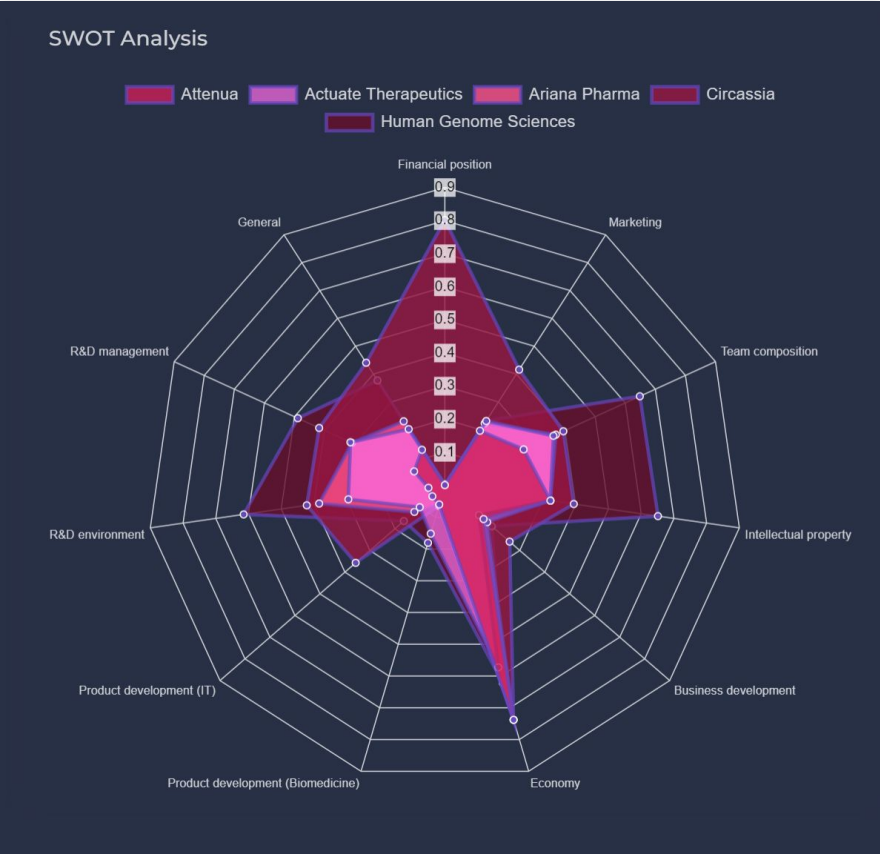

FOR COMPANIES AND INVESTORS

Forecasting & Reports for Investors and Companies

Access top-level forecasting solutions and reports to drive your market understanding. It's hard to imagine a proper investment pipeline without good forecasting and market analysis. Unfortunately, both of these things are really time-consuming and might take a lot of resources.

Look at our [Forecasting / Predictions tutorial](#).

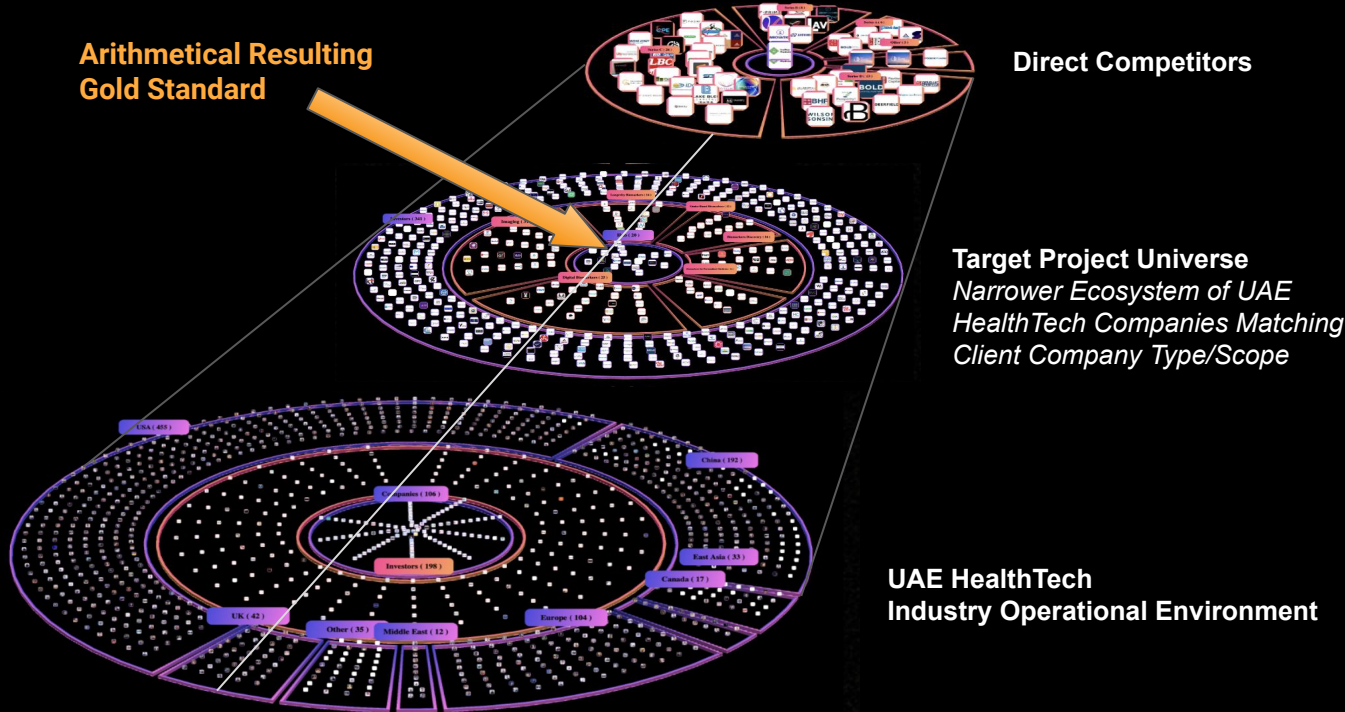
UAE HealthTech Blueprints: Comparison of Your Project vs. Ideal Project



In addition to comprehensive end-to-end SWOT and comparative analysis between projects operating in the same project type and use-case domain, the Dashboard also allows clients to compare their project and company a hypothetical ideal project (blueprint) in the same focus area as yours. This enables more actionable, data-driven roadmapping for project planning and execution.

Mapping UAE HealthTech Operational Environment

Arithmetical Resulting Gold Standard



A targeted, qualified shortlist of direct UAE HealthTech competitors is obtained by mapping the full operation environment of the UAE HealthTech Industry, and filtering the subset of companies that match the client according to project type.

Narrow targeting then enables identification of the direct competitors of the client; however, parallel analysis of the full UAE HealthTech Operational Environment also enables identification of gold standards and best practices both from similar and dissimilar projects.

Forms of Proposed Cooperation

Deep Knowledge Group offers a variety of collaboration and cooperation options for parties seeking to enhance their strategic decision making, corporate and operational intelligence, and tactical execution capabilities by accessing one or more of our 70+ health and life sciences-focused Big Data Analytical Dashboards and Market Intelligence Systems.

We offer access to our Dashboards across 3 tiers: Subscription (baseline access to tools and components), White Label Solution (access to full scope of features with certain degrees of customization, personalization and plug-and-play feature selection), and Custom Dashboard Creation (end-to-end customized solution tailored to your specific operational needs and requirements).

Big Data Analytics Dashboard Subscription

- Subscription access is the most economical option for parties seeking to utilize our dashboards
- Offers full scope of ready-for-use analytics, corporate and competitive intelligence, market monitoring and benchmarking tools
- Discounted rates for multi-dashboard access available.


Big Data Analytics Dashboard White Label Solution

- Enhanced access to a wider scope of Dashboard features and functionality
- Includes a certain degree of client-directed Dashboard component and functionality customization and personalization and plug-and-play feature selection
- Highly flexible choice of data sources

Custom Market Intelligence Dashboard Creation

- End-to-end custom solution tailored to the operational and organizational needs and specifics of the client
- Plug-and-play feature selection
- Ground-up custom design of new components according to client need
- Most versatile, customizable and sophisticated option available

We are open to a mutually beneficial cooperation



DEEP
KNOWLEDGE
GROUP



LONGEVITY
INDUSTRY
ANALYTICS

www.dkv.global

info@dkv.global

www.aginganalytics.com

info@aginganalytics.com

Longevity Industry Analytics

100 Bishopsgate, London, UK
