

DEEP  
KNOWLEDGE  
GROUP



LONGEVITY  
INDUSTRY  
ANALYTICS

# UAE HealthTech Investment Analytics Dashboard and Market Intelligence System

*White Label Solution for UAE HealthTech Investment Analytics,  
Market Intelligence, Automated Business Development and  
Operational Environment Mapping*

***Strictly Confidential***

[www.deep-innovation.tech/uae-investment](http://www.deep-innovation.tech/uae-investment)

# Project Overview

AI-Driven Big Data Analytics System for Deep Market Intelligence on UAE HealthTech Investment Universe and Industry Ecosystem

End-to-End Infrastructure for Market Monitoring, Competitive Intelligence, Company Benchmarking and Investment Relations

AI Co-Pilot to Automatically Translate UAE HealthTech Dashboard Insights into Practical Strategic Recommendations

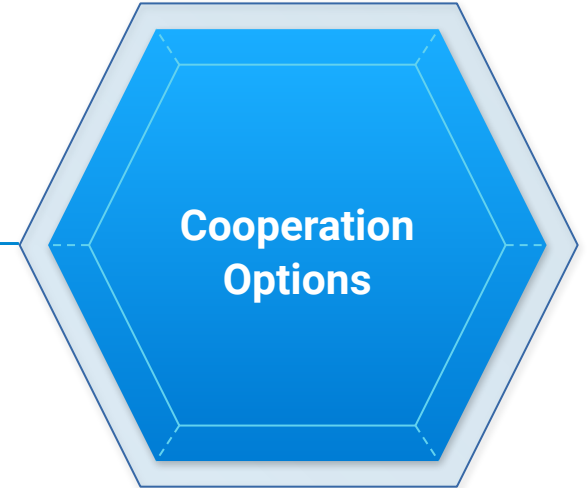
Options for Standard Dashboard Subscription, Custom White Label Solution, and SaaS-Based Access to Select Components

Sophisticated Engagement Relations Management System (ERM) to Enhance Business Marketing and Client Relations

Ideal Solution for UAE HealthTech Investment Target or Co-Investor Identification, Due Diligence, Competitor Monitoring

Joint Product

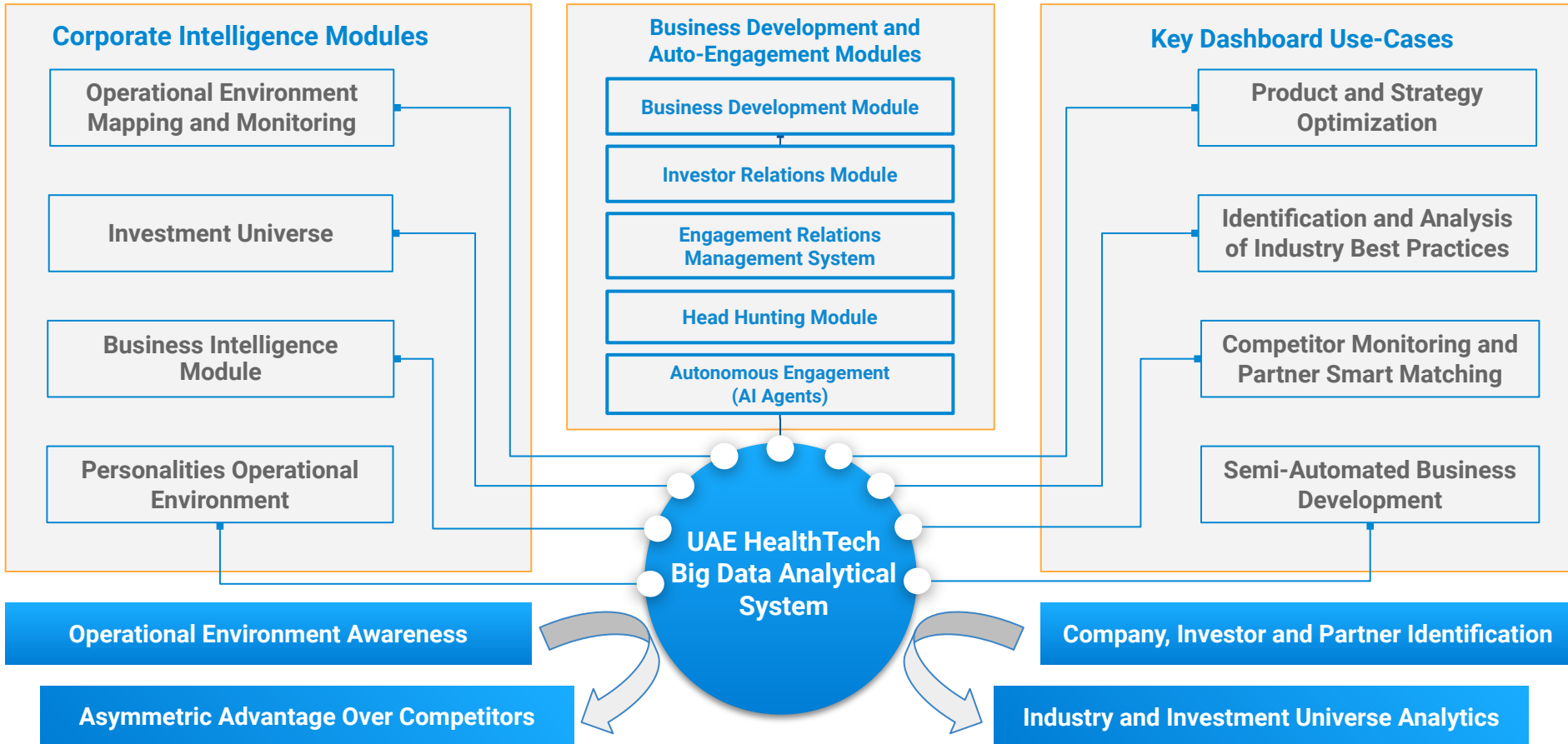
SaaS Product



White Label Solution

Strategic Partnership

# UAE HealthTech Industry Big Data Analytics System and Dashboard Components



General Overview

Main Items

UAE Life Science Ecos...

UAE Ecosystem

UAE Longevity Clinics

UAE Medical Clinics E...

Macroparameters Ana...

Hubs

Companies

Leaders

Investor

Documentation

Dashboards

UAE Analytics Dashbo...

Global Medical Clinics ...

Global Clinics Industry

GMC & UAE Medical C...

Tools

Automated Proposals ...

Front-End Assessmen...

Ontology



1833

Total Number of Companies



321

Medical Technology



156

Hubs



579

P4 Medicine

## UAE Life Science Universe



## Interactive MindMap




## 3D Multidimensional MindMap



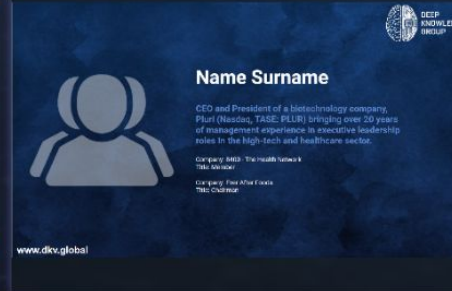
## Life Sciences in the United Arab Emirates



## Rectangle Big Ecosystem MindMap



## Ultimate Decision Maker Analysis



842

Leaders



349

FinTech Services



13

Different Types of Industries



780

Investors

ERMS Integration

BizDevTech Platform

Digital Avatars

Automated Proposals

OSINT

Leads Analysis

Enhanced Due Dillige...

Interconnections Map...

Semantic Analysis

Support

AI Copilot

FAQ

Feedback Forms

Contact Information

Advanced Infographics

OE Mapping

Targeted OE

OE Analysis

Relevant Platforms

Special Projects

## General Overview

- Main Items
- UAE Life Science Ecos...
- UAE Ecosystem
- UAE Longevity Clinics
- UAE Medical Clinics E...
- Macroparameters Ana...
- Hubs
- Companies
- Leaders
- Investor
- Documentation

## Dashboards

- UAE Analytics Dashbo...
- Global Medical Clinics ...
- Global Clinics Industry
- GMC & UAE Medical C...

## Tools

- Automated Proposals ...
- Front-End Assessmen...

## Ontology



**1833**  
Total Number of Companies



**321**  
Medical Technology




**156**  
Hubs



**579**  
P4 Medicine

### Other Life Sciences Sectors in the UAE





**842**  
Leaders



**349**  
FinTech Services



**13**  
Different Types of Industries



**780**  
Investors

## ERMS Integration

- BizDevTech Platform
- Digital Avatars
- Automated Proposals

## OSINT

- Leads Analysis
- Enhanced Due Dillige...
- Interconnections Map...
- Semantic Analysis

## Support

- AI Copilot
- FAQ
- Feedback Forms
- Contact Information

## Advanced Infographics

- OE Mapping
- Targeted OE
- OE Analysis

## Relevant Platforms

## Special Projects



**1833**  
Total Number of Companies

**579**  
P4 Medicine

**321**  
Medical Technology

**156**  
Hubs

General Overview

Main Items

UAE 3D Ecosystem

UAE Macroparameters...

Macroparameters Ana...

HealthTech Analysis

Companies

Investors

Leaders

Documentation

Dashboards

UAE Medical Clinics E...

Global Medical Clinics ...

UAE Investment Dash...

GMC & UAE Medical C...

Global Medical Clinics ...

Global Clinics Industry

GeoDashboard

Tools

Automated Proposals ...

Front-end Assessmen...

## Life Sciences Ecosystem in the UAE



## UAE Life Science Universe



## UAE Macroparameters Analysis



## UAE Macroparameters



## Life Sciences in the United Arab Emirates



## Cluster Analysis



**842**  
Leaders

**780**  
Investors

**349**  
FinTech Services

**13**  
Different Types of Industries

ERMS Integration

BizDevTech Platform

Digital Avatars

Automated Proposals

OSINT

Leads Analysis

Enhanced Due Dillige...

Interconnections Map...

Semantic Analysis

Support

AI Copilot

FAQ

Feedback Forms

Contact Information

Advanced Infographics

OE Mapping

Targeted OE

OE Analysis

Relevant Platforms

Global Diabetes Indust...

Diabetes in GCC Regio...

Diabetes Industry Glo...

**1833**  
Total Number of Companies

**579**  
P4 Medicine

**321**  
Medical Technology

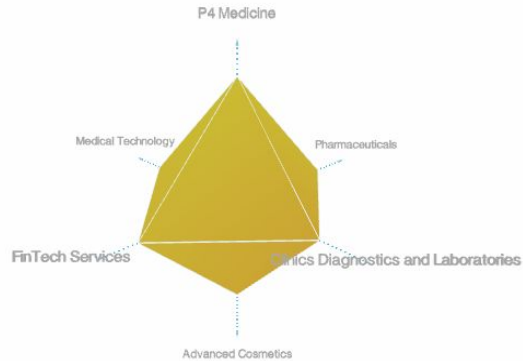
**156**  
Hubs

## 3D CCQQ Analysis

Abu Dhabi Companies

Dubai Companies

IDB Companies



**842**  
Leaders

**780**  
Investors

**349**  
FinTech Services

**13**  
Different Types of Industries

**1833**  
Total Number of Companies

**579**  
P4 Medicine

**321**  
Medical Technology

**156**  
Hubs

## Global Diabetes Industry Platform



## Diabetes in GCC Region Industry Platform



## Diabetes Industry Global Dashboard



## Diabetes Industry in Gulf Cooperation Council



**842**  
Leaders

**780**  
Investors

**349**  
FinTech Services

**13**  
Different Types of Industries

### General Overview

Main Items

UAE 3D Ecosystem

UAE Macroparameters...

Macroparameters Ana...

HealthTech Analysis

Companies

Investors

Leaders

Documentation

### Dashboards

UAE Medical Clinics E...

Global Medical Clinics ...

UAE Investment Dash...

GMC & UAE Medical C...

Global Medical Clinics ...

Global Clinics Industry

GeoDashboard

### Tools

Automated Proposals ...

Front-end Assesmen...

[ERMS Integration](#)

BizDevTech Platform

Digital Avatars

Automated Proposals

[OSINT](#)

Leads Analysis

Enhanced Due Dillige...

Interconnections Map...

Semantic Analysis

[Support](#)

AI Copilot

FAQ

Feedback Forms

Contact Information

[Advanced Infographics](#)

OE Mapping

Targeted OE

OE Analysis

[Relevant Platforms](#)

Global Diabetes Indust...

Diabetes in GCC Regio...

Diabetes Industry Glo...



**1833**  
Total Number of Companies

**579**  
P4 Medicine

**321**  
Medical Technology

**156**  
Hubs

## Global Diabetes Industry Platform



**Global Diabetes Industry Platform**

Introducing Aging Analytics Agency's IT Platform dedicated to the Global Diabetes industry, featuring our latest report, 'Global Diabetes Industry Overview 2023'. This platform serves as a central hub for news and information, providing a comprehensive analysis of the diabetes market and advanced technologies designed to assist those affected by the condition.

Explore the rapidly evolving world of diabetes technology, from traditional self-monitoring of blood glucose and insulin injections to advanced continuous glucose monitors (CGMs), offering real-time data for better blood sugar management. Our platform's data is grounded in scientific and clinical evidence, making it a valuable resource for healthcare professionals, R&D specialists, and investors in the diabetes market.

## Diabetes in GCC Region Industry Platform



**Diabetes in GCC Region Industry Platform**

The platform provides a brief description of the diabetes epidemiological situation in Gulf Cooperation Council (also known as the GCC and comprising United Arab Emirates, Saudi Arabia, Oman, Kuwait, Qatar, and Bahrain).

Despite dedicated national efforts to raise awareness against the harmful effects of fast-food consumption and sedentary lifestyle, the Arab population continues to struggle with an increased risk for metabolic disorders. The International Diabetes Federation (IDF) has reported that GCC countries have one of the highest prevalence of diabetes and obesity in the world, given the sedentary lifestyles and increased consumption of foods that are high in calories and sugar.

Of the 140,863 deaths in the GCC during 2020, nearly 77% were due to noncommunicable diseases (NCDs). In this report, we reviewed genetic background of diabetes among Arab populations, medical treatments started and key market players that offer services to diabetes patients.

## Diabetes Industry Global Dashboard



## Diabetes Industry in Gulf Cooperation Council



**842**  
Leaders

**780**  
Investors

**349**  
FinTech Services

**13**  
Different Types of Industries

### General Overview

Main Items

UAE 3D Ecosystem

UAE Macroparameters...

Macroparameters Ana...

HealthTech Analysis

Companies

Investors

Leaders

Documentation

### Dashboards

UAE Medical Clinics E...

Global Medical Clinics ...

UAE Investment Dash...

GMC & UAE Medical C...

Global Medical Clinics ...

Global Clinics Industry

GeoDashboard

### Tools

Automated Proposals ...

Front-end Assessmen...

ERMS Integration

BizDevTech Platform

Digital Avatars

Automated Proposals

OSINT

Leads Analysis

Enhanced Due Dillige...

Interconnections Map...

Semantic Analysis

Support

AI Copilot

FAQ

Feedback Forms

Contact Information

Advanced Infographics

OE Mapping

Targeted OE

OE Analysis

Relevant Platforms

Global Diabetes Indust...

Diabetes in GCC Regio...

Diabetes Industry Glo...



DEEP KNOWLEDGE GROUP

# UAE HealthTech Analytics Dashboard

## General Overview

- Main Items
- UAE 3D Ecosystem
- UAE Macroparameters...
- Macroparameters Ana...
- HealthTech Analysis
- Companies
- Investors
- Leaders
- Documentation

## Dashboards

- UAE Medical Clinics E...
- Global Medical Clinics ...
- UAE Investment Dash...
- GMC & UAE Medical C...
- Global Medical Clinics ...
- Global Clinics Industry
- GeoDashboard

## Tools

- Automated Proposals ...
- Front-end Assessmen...

## Data Room

- Documents

## Ontology

- Timeline

- Interactive Database

- Ontology Mapping

## Supplementary Data

1833 Total Number of Companies

579 P4 Medicine

321 Medical Technology

156 Hubs



## JAE HealthTech Analytics Dashboard

Screening Shortlist Comparison (0)

- General Overview
- Main Items
- UAE 3D Ecosystem
- UAE Macroparameters...
- Macroparameters Ana...
- HealthTech Analysis
- Companies
- Investors
- Leaders**
- Documentation

## Dashboards

- UAE Medical Clinics E...
- Global Medical Clinics ...
- UAE Investment Dash...
- GMC & UAE Medical C...
- Global Medical Clinics ...
- Global Clinics Industry
- GeoDashboard

## Tools

- Automated Proposals ...
- Front-end Assessmen...

NAME
Oliver Zolman MBBS BSc
. Ahmed Al Ameri
. Aisha Bin Bishr
. Dalya Al Muthanna
. Farida Al Hosani
. Jaimin Shukla
. Mohamed Ibrahim
. Raja Al Gurg
. Reem Osman
. Saleh Al Mansoori
. Sana Farid
. Sara Al Madani
. Ankasha Arif

About Privacy Policy Contact

fc@dkv.global

### ERMS Integration

- BizDevTech Platform
- Digital Avatars
- Automated Proposals

### OSINT

- Leads Analysis
- Enhanced Due Dillige...
- Interconnections Map...
- Semantic Analysis

### Support

- AI Copilot
- FAQ
- Feedback Forms
- Contact Information

### Advanced Infographics

- OE Mapping
- Targeted OE
- OE Analysis

### Relevant Platforms

- Global Diabetes Indust...
- Diabetes in GCC Regio...
- Diabetes Industry Glo...
- Diabetes Industry in G...

## Create New Cooperation Proposal

Recipient Organiz...	Email
----------------------	-------

Subsidiary Deep Pharma ...	Industry Pharmaceutic...
-------------------------------	-----------------------------

Subsectors Drug Discovery
------------------------------

Component 1	Component 2
-------------	-------------

Component 1 De...	Component 2 De...
-------------------	-------------------

Component 3	Component 4
-------------	-------------

Component 3 De...	Component 4 De...
-------------------	-------------------

Component 5	Component 6
-------------	-------------

Component 5 De...	Component 6 De...
-------------------	-------------------

Other Information: e.g. the recipient organi...

842 Leaders

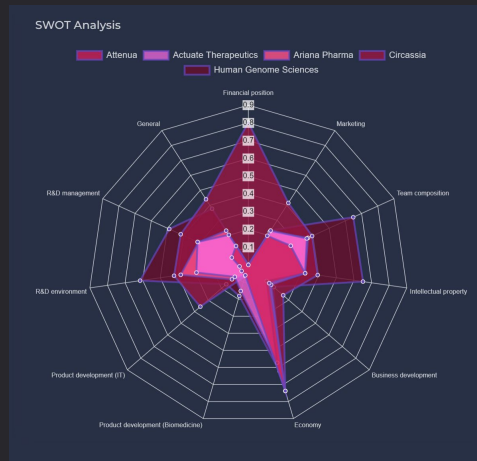
780 Investors

349 FinTech Services

13 Different Types of Industries

# What are Dashboards?

We provide deep data science insights on the private and public markets via customized IT platforms we call Dashboards. In essence, Dashboards is a Big Data Analytical System that consists of separate Components or Dashboards:



## Specialized data for critical decisions


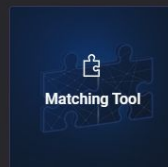
Dashboards by Deep Knowledge Group uncover actionable insights and trends for all companies and investors of DeepTech, HealthTech and Longevity Industries. Our visually pleasing platform provides unparalleled access to the public and private markets, and we are committed to providing unbiased data - information you can use to drive success at your firm.

## Discover what you can do with our Dashboards

### FOR INVESTORS



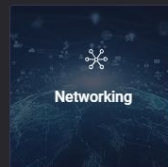

### FOR COMPANIES



### FOR ANALYSTS



### FOR BUSINESS DEVELOPMENT MANAGERS




# Dashboard Tools and Products

## Analytical and Assessment Tools

### Analytical and Assessment Tools

Benchmarking Visualisation Tool



Benchmarking Analysis Tool



Benchmarks Comparison Tool



Ecosystem Benchmarks Tool



Statistical Benchmarks Tool



Financial Benchmarks Tool



## Evaluation and Comparison Tools

### Evaluation and Comparison tools

Benchmarking Visualisation Tool



Benchmarking Analysis Tool




Benchmarks Comparison Tool



Ecosystem Benchmarks Tool



Statistical Benchmarks Tool



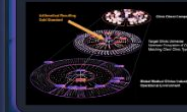
Financial Benchmarks Tool



## Visualisation and Mapping Tools

### Visualization and Mapping Tools

Benchmarking Visualisation Tool




Benchmarking Analysis Tool



Benchmarks Comparison Tool




Ecosystem Benchmarks Tool



Statistical Benchmarks Tool



Financial Benchmarks Tool



## Dashboard and Reporting Tools

### Dashboard and Reporting Tools

Benchmarking Visualisation Tool



Benchmarking Analysis Tool



Benchmarks Comparison Tool



Ecosystem Benchmarks Tool



Statistical Benchmarks Tool



Financial Benchmarks Tool



## Database and Management Tools

### Database and Management Tools

Benchmarking Visualisation Tool



Benchmarking Analysis Tool



Benchmarks Comparison Tool



Ecosystem Benchmarks Tool



Statistical Benchmarks Tool




Financial Benchmarks Tool



## Research and Parsing Tools

### Research and Parsing Tools

Benchmarking Visualisation Tool



Benchmarking Analysis Tool



Benchmarks Comparison Tool



Ecosystem Benchmarks Tool



Statistical Benchmarks Tool



Financial Benchmarks Tool



# Enchanted Analytical Material



# Industry Benchmarks

City	Country/Location	Days To Open Service Years	1st-6th Month	7th-12th Month	13th-18th Month	19th-24th Month	25th-30th Month	31st-36th Month	37th-42th Month	43rd-48th Month	49th-54th Month	55th-60th Month	61st-66th Month	67th-72th Month	73rd-78th Month	79th-84th Month	85th-90th Month	91st-96th Month	97th-102th Month	103rd-108th Month	109th-114th Month	115th-120th Month	
Meyor Clinic	UAE	Dubai	10	10	10	10	10	10	10	10	10	10	10	10	10	10	10	10	10	10	10	10	10

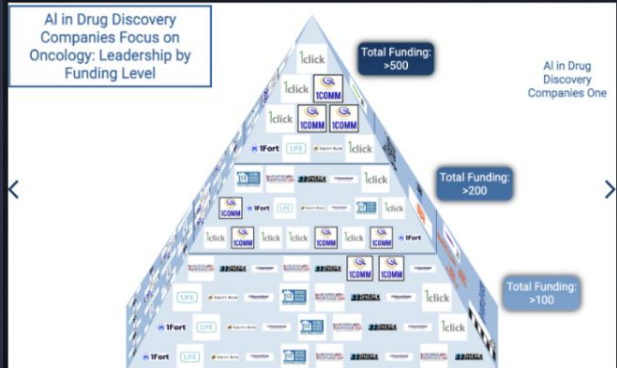
# Corporate Blueprint



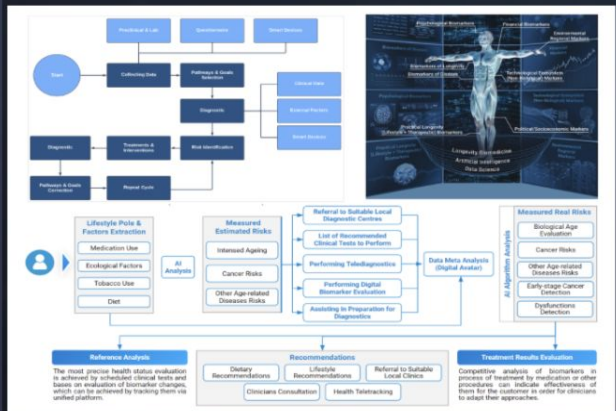
# Tailored Market Research



# Custom Benchmarks



# Personal Blueprint



FOR INVESTORS

## Advanced Companies Search for Investors

Explore companies with unseen precision. Many investors can confirm that looking for a suitable investment target starts with the creation of the database. The one that suits his/her needs and allows him/her to ask the right questions.

FOR INVESTORS

## SWOTs & Matching Tool for Investors

Easily analyze companies market position and compare it across the industry. Any investment decision is conducted based on a specific analysis called due diligence. The process of due diligence encompasses the use of different approaches that allow analysis and comparison of companies. Thus, the assessment of one company ends up in a multi-layer comparison of tens or even hundreds of companies.

FOR COMPANIES

## Limited Partners

Explore Limited Partners From Multiple Thematic Groups. Limited Partners are the driving force of any market. Many investment entities looking for those, aiming to allocate their money to their fund or firm. Yet this process takes a lot of time and effort.

Look at our [Limited Partners tutorial](#).

FOR BUSINESS DEVELOPMENT MANAGERS

## Mindmaps

Easily analyze the market connections across different sectors and subsectors of the Longevity, Healthcare and Biotech industries.

Understand how different actors relate to each other in an interactive way. No matter what is the reasoning behind your market analysis, Mindmaps can serve as a powerful tool to track and understand your niche better!

Look at our [Mindmaps tutorial](#).

FOR ANALYSTS

## Statistics charts

Access a powerful and easy-to-use analytical tool that will allow you to derive your own market insights today. Forget about lifeless statistics, data cleaning, and visualization problems. Use the database of more than 70,000 companies across different Longevity, Biotech, and Pharma sectors to envision the market in the way you want and need.

Look at our [Statistics charts](#).

FOR INVESTORS

## R&D Collaborations and Clinical Trials for Investors

Analyze the intellectual property of the companies to drive your market understanding. While looking for an investment target, financial performance can be deceiving. In the case of pharmaceutical or biotech companies, the financial position can lead to an incorrect image of the company.

Look at our [Clinical Trials tutorial](#).

FOR COMPANIES AND INVESTORS

## Forecasting & Reports for Investors and Companies

Access top-level forecasting solutions and reports to drive your market understanding. It's hard to imagine a proper investment pipeline without good forecasting and market analysis. Unfortunately, both of these things are really time-consuming and might take a lot of resources.

Look at our [Forecasting / Predictions tutorial](#).

# Deep Knowledge Group Life Sciences Dashboards and Market Intelligence Systems

[Deep Knowledge Group](#)'s 10+ thematic analytical subsidiaries across Longevity, BioTech, Pharma, FemTech, AI, GovTech and DeepTech are the knowledge engines driving the consortium's long-term strategic agenda, technically unprecedented in their capabilities for domain-specific analytics, market intelligence and monitoring, benchmarking and forecasting, their understanding of complex industry dynamics and their ownership of best-in-class databases, technical and methodological IP and [Big Data Analytics Dashboards](#) and Market Intelligence Systems.

The consortium's life sciences-focused analytics subsidiaries include [Longevity Industry Analytics](#), [FemTech Analytics](#), [Deep Pharma Intelligence](#) and [NeuroTech Analytics](#), and its Life Sciences Division also encompasses a number of stealth working groups focused on next-generation health technology validation, analysis, development and deployment across Practical Longevity, Space Medicine, Mitochondrial Medicine and other intersectional domains.

These entities are in possession of best-in-their-class market intelligence, competitive benchmarking, technology forecasting, deep ecosystem analytics and operational environment monitoring IP, assets and systems across their 70+ domain-specific Life Sciences Dashboards and Market Intelligence Systems. Their Dashboards are built on top of extremely comprehensive and proprietary databases developed through years of domain-specific ecosystem mapping and analysis according to specialized industry classification frameworks; in this regard, each subsidiary is the leader in its domain in terms of the tangibility and relevance of its data, the scope, function and technological sophistication of its market intelligence systems, and the depth and actionability of its capacity for tangible industry and technology analytics, forecasting and benchmarking.



## Longevity Related Dashboards

### Diabetes Industry in Gulf Cooperation Coun



### Deep Pharma Intelligence Dashboard 1.0



### Life Science in UAE



### Life Sciences in the UAE. Beta Version



### Longevity Public Companies Analytics Dash



### Diabetes Industry Global Dashboard



### Autism Global Challenge Ecosystem



### Longevity Clinic Blueprint Dashboard



### Longevity in Asia dashboard



### Medical Clinics Industry in London



### Medical Clinics Industry in UAE



### Lyme Pandemic Analytics



## HealthTech Dashboards

### UAE HealthTech Investment Dashboard



### UAE HealthTech Analytics Dashboard



### Healthcare Innovations Dashboard



## BioTech Dashboards

### BioTech in Asia Dashboard



### AI for Drug Discovery



### Advanced BioTech R&D Dashboard



## FemTech Dashboards

### FemTech Analytics



### FemTech in the UK Big Data Analytics



### Femtech Analytics LinkedIn



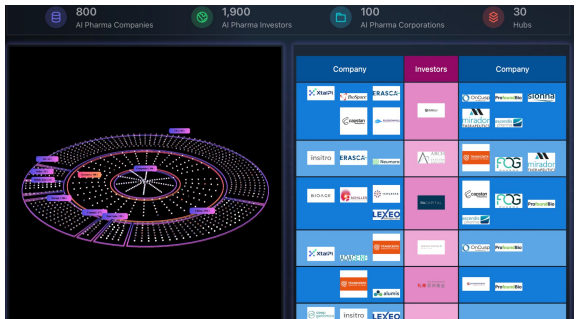


# UAE HealthTech Industry Big Data Analytics System


## UAE HealthTech Industry Mindmap



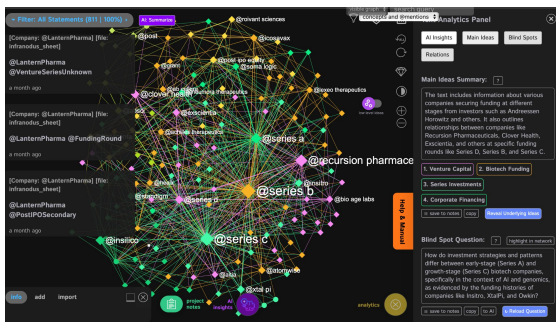
## 3D Industry Landscape



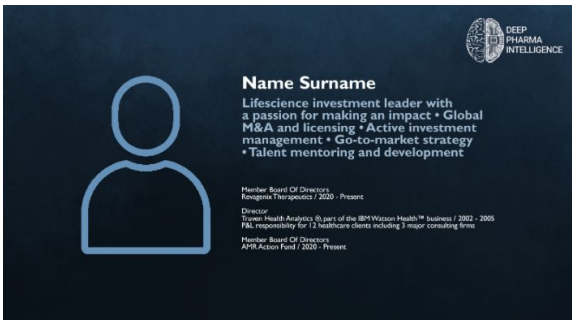
## UAE HealthTech Operational Environment



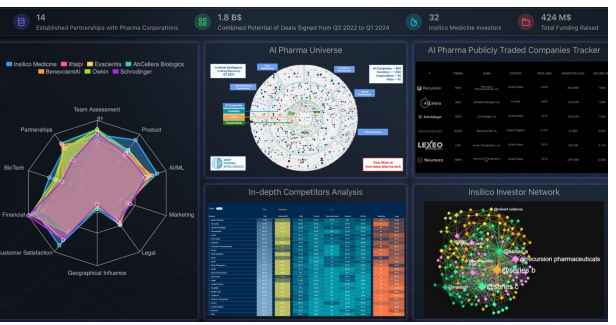
## UAE HealthTech Investment Universe



## Ultimate Decision Maker Profiles (Competitors & Potential Partners)

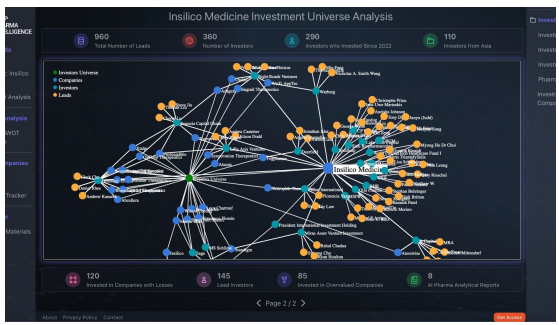


## Analytical Infographics



# UAE HealthTech Industry Big Data Analytics System

## Investor + Client Relations



## Open Source Intelligence Analysis

Insilico Medicine Investment Universe Analysis

**Aaron Husack**

Background: Aaron Husack is a seasoned Portfolio Manager with a strong background in investment analysis and management. With experience at top financial firms like Citicorp and Morgan Stanley, he has a proven track record of success in identifying growth opportunities in the technology sector. Aaron's expertise in global technology trends and emerging investment opportunities for start-ups and life science startups coupled with his extensive network of attractive life-science opportunities. As a CFA Charterholder and PhD Beta Kappa Society member, Aaron brings advanced and research-driven approach to his work, making him a unique asset to any investment team.

Work Experience:
 

- Company: Arthur Capital | Title: Portfolio Manager | Location: New York City Metropolitan Area | Start: 04/2002 | Description: None
- Company: Arthur Capital, a Citicorp | Title: Analyst | Location: New York | Start: 04/2000 | End: 03/2002 | Description: None
- Company: Battery Street Management LP | Title: Associate Business Manager | Location: New York | Start: 04/2000 | End: 03/2000 | Description: None

Certifications:
 

- Name: CFA
- License Number: None
- Member Since: None
- Issuing Authority: CFA Institute
- URL: None

Engagement Recommendations:
 

1. Emphasize Aaron's strong background in investment analysis and management, particularly in technology, stocks and global markets.
2. Initiate communication by referencing his experience at top financial institutions like Morgan Stanley and Battery Street Management, showcasing his industry background.
3. Highlight the opportunity for personalized investment in the AI and Pharma industries, aligning with Aaron's passion for technology and global markets, and emphasizing the potential for strong returns and attractive risk-reward opportunities.

## Recommendation System

Insilico Medicine Investment Universe Analysis

Investor: WSJ Pro Venture Capital Group  
URL: <https://www.linkedin.com/groups/13534179>

Investor: Board of Directors (TGL)  
URL: <https://www.linkedin.com/groups/2374182>

Recommendations:
 

1. Highlight Aaron's strong background in both science and business, showcasing his expertise in the biotechnology industry.
2. Initiate communication through personalized messages referencing his roles at Boxer Capital, WSJ Pro Venture Capital Group, and TGL, demonstrating a thorough understanding of his professional interests.
3. Emphasize the potential for growth and innovation in the AI and Pharma industries, aligning with Aaron's investment goals and showcasing opportunities for impactful investments in cutting-edge biotechnology companies.

Profile Links:
 

- <http://www.linkedin.com/in/aaron-davis-684541>
- <https://www.facebook.com/aaron.t.davis.92>

## Ultimate Decision Maker Database

Insilico Medicine Investment Universe Analysis

890 Personalities of 6 In-depth Analysis

Filters: Country, Company, Activity, Name Filter

Grid of 890 personalities including: Aaron Husack, Aaron Karpiloff, Aaron Newman, Aaron Ripstein, Aaron Yu, Abdulrahman Alshakhshtar, Alan Canella, Alan Johnson, Alan Thomas, Alanah Vance, Alan Wang, Alan Carr, Alan Ghogghali, Alan Fox, Alan...

## Clinics/Facilities Scoring System

Insilico Medicine Investment Universe Analysis

Entity	Score	Rank	Change	Score	Rank	Change	Score	Rank	Change	Score	Rank	Change	
Bioscience	68.19	1	72.21	61.62	65	72.09	40.43	42	47.29	68.96	18.29	75	
Chem	58.91	1	61.71	57.3	80	58.15	58.36	39	30.31	62.11	17.14	69.29	
Schrodinger	69.30	1.8	63.96	66.49	75	61.11	44.82	68	36.14	72.80	14.29	61.83	
Horizon	69.04	1.9	63.98	74.82	67.87	75	74.81	62	42.21	67.92	11.43	69.87	
Recursion Pharmaceuticals	59.04	2.2	66.81	59.55	65	65.15	44.55	40	30.60	61.26	11.43	69.29	
Entero	58.71	2.3	67.27	48.98	60	62.22	39.39	37	42.78	59.87	10	59.57	
Deep Genomics	60.07	2.4	74.78	58.85	65	74.81	28.64	28	42.74	60.94	11.43	69.29	
Veritas	65.34	2	65.36	51.49	75	64.19	41.36	40	40.11	11.43	69.29	69.71	
Adoo	53.2	3.0	62.02	49.37	75	70.96	52.27	35	30.52	23.69	6.07	50.71	
Neo Therapeutics	52.07	3.0	62.04	52.21	51.15	75	66.67	34.55	37	46.58	20.16	11.43	69.29
Replix	50.78	3.1	62.07	54.98	60	62.76	51.92	34	35.83	27.72	6.07	69.63	
Boehringer Ingelheim	50.19	3.0	60	54.41	60	56.3	34.55	29	42.79	40	18.29	50.71	
Veri Health	44.86	2.8	67.27	32.67	60	60.74	7.87	37	38.55	40.38	14.29	41.43	
Allo	46.1	2	67.62	47.62	60	67.66	30.61	29	40.15	39.98	14.29	50.98	
Lantern Pharma	46.10	2.0	67.27	50.41	60	60.79	30.61	29	34.48	30.03	11.43	40	
Beiglix	46.01	2.0	60	50.14	60	60.78	26.45	29	27.73	30.03	14.29	37.48	
Bluebird bio	45.40	1.9	60.26	49.79	60	54.81	10	37	38.62	23.79	6.07	37.16	
Tanmoox	43.0	3.1	62.07	50.81	60	60.74	24.45	36	28.63	20.16	11.43	40.8	
Neurolytics	42.07	1.8	66.81	27.53	60	48.99	41.36	29	37.83	20.16	6.07	40.43	
Enara	41.0	2.0	49.27	30.76	75	50.33	28.18	33	20.17	31.08	11.43	69.29	
Neuron Design	41.79	1.9	67.62	27.27	60	50.19	27.27	37	24.48	19.97	6.07	29.29	
Pharad	37.30	1.9	67.27	33.78	60	69.03	28.18	37	30.52	30.03	14.29	40.8	
Alia	36.31	0.1	60.87	39.65	60	50.74	41.87	29	27.31	28.05	6.07	16.43	
Lantern BioPharma	37.28	1.0	60.87	33.97	60	21.48	33.73	37	20.29	48.32	6.07	43.07	
All Therapeutics	36.06	1.0	39.76	37.73	60	41.26	29.81	36	19.78	46.14	11.43	40	

## Company and Investor Profiles

Insilico Medicine Investment Universe Analysis

Search: [ ]

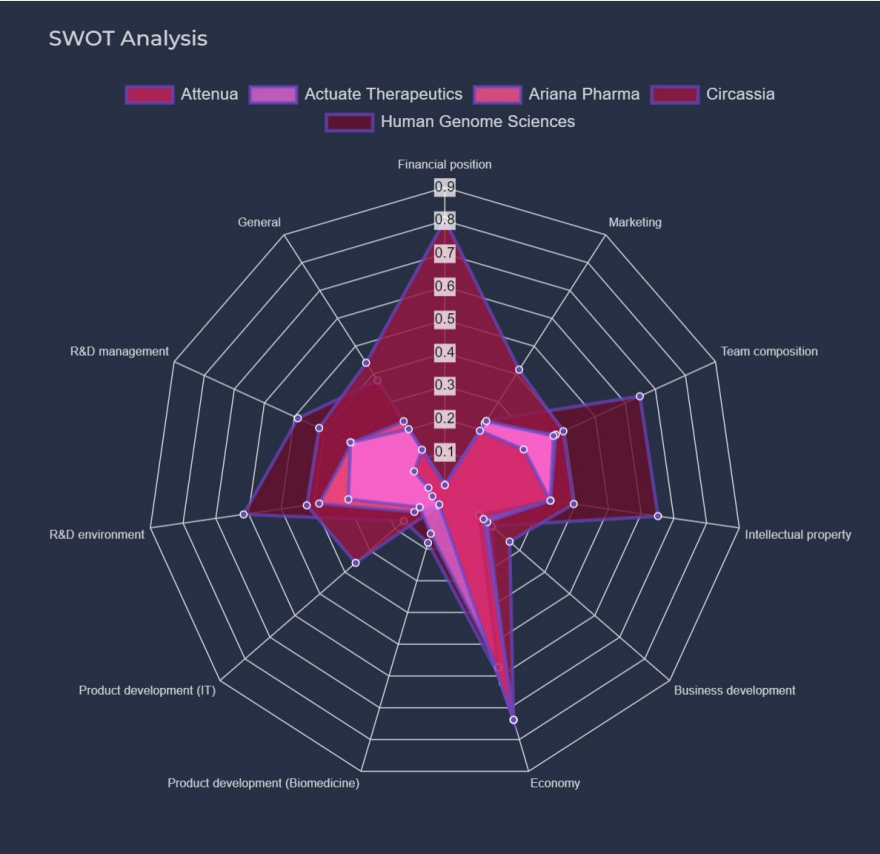

Company Profiles:
 

- Insilico
- 3D Future Health Fund
- SAM Ventures
- SV Capital
- Dimensional Capital
- ES&C ACC
- AMC Capital
- ARC Cloud Ventures
- ARCX Venture Partners
- ARK Investment Partners
- Arion
- Alia Dhabi Growth Fund

Investor Profiles:
 

- Investor
- Investor
- Investor
- Investor
- Investor
- Investor
- Investor
- Investor
- Investor
- Investor
- Investor
- Investor

# UAE HealthTech Blueprints: Comparison of Your Project vs. Ideal Project



In addition to comprehensive end-to-end SWOT and comparative analysis between projects operating in the same project type and use-case domain, the Dashboard also allows clients to compare their project and company a hypothetical ideal project (blueprint) in the same focus area as yours. This enables more actionable, data-driven roadmapping for project planning and execution.

# Global Medical Clinics Industry Big Data Analytics System



Dashboard pages

Global Medical Clinics Industry

London

Canada

UAE

Pets

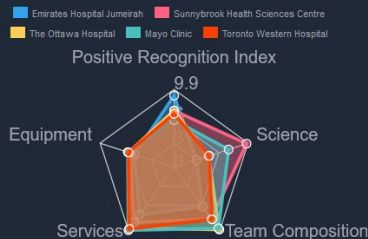
Data Room

Clinics

Reports

## Global Medical Clinics Industry

### Top 5 Clinics by Category Scores



### Clinics by Types Mindmap

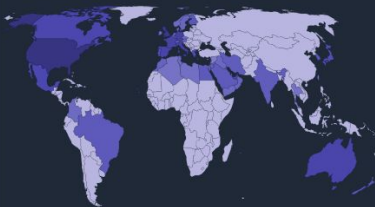


### Clinics Scores Table

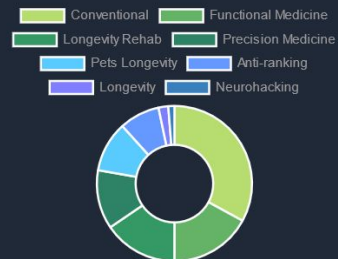
### SMART MATCHING SYSTEM CLINICS R...

#	Name	Overall Rating	OE ranking
1	La Prairie	1	83.33
2	Human Longevity	2	83.33

### Distribution of Clinics by Countries



### Clinics by Types Distribution



12172 clinics

168833 indicators

Page 1 / 5

### Top Longevity Clinics

- Exchelon Health
- Ceneogenics
- Healthy Longevity Clinic
- Fountain Life
- Casa Privée
- Aviv
- La Prairie
- Human Longevity
- Chaum
- Swiss Medical Center
- The UltraWellness Center
- PAAR
- Longevity Center
- Chi Longevity
- Precision Longevity
- Longevity Medical Clinic

# UAE Medical Clinics Big Data Analytics Dashboard and Market Intelligence System

## UAE Medical Clinics Dashboard

720  
Total Number of Clinics

190  
P4 Medicine

120  
Advanced Medicine

30  
Longevity Clinics

### Medical Clinics Ecosystem in UAE Mindmap



### Investors Database



### Decision Makers and Leaders



### Advanced Medical Clinics Database



### Advanced Medicine Benchmark

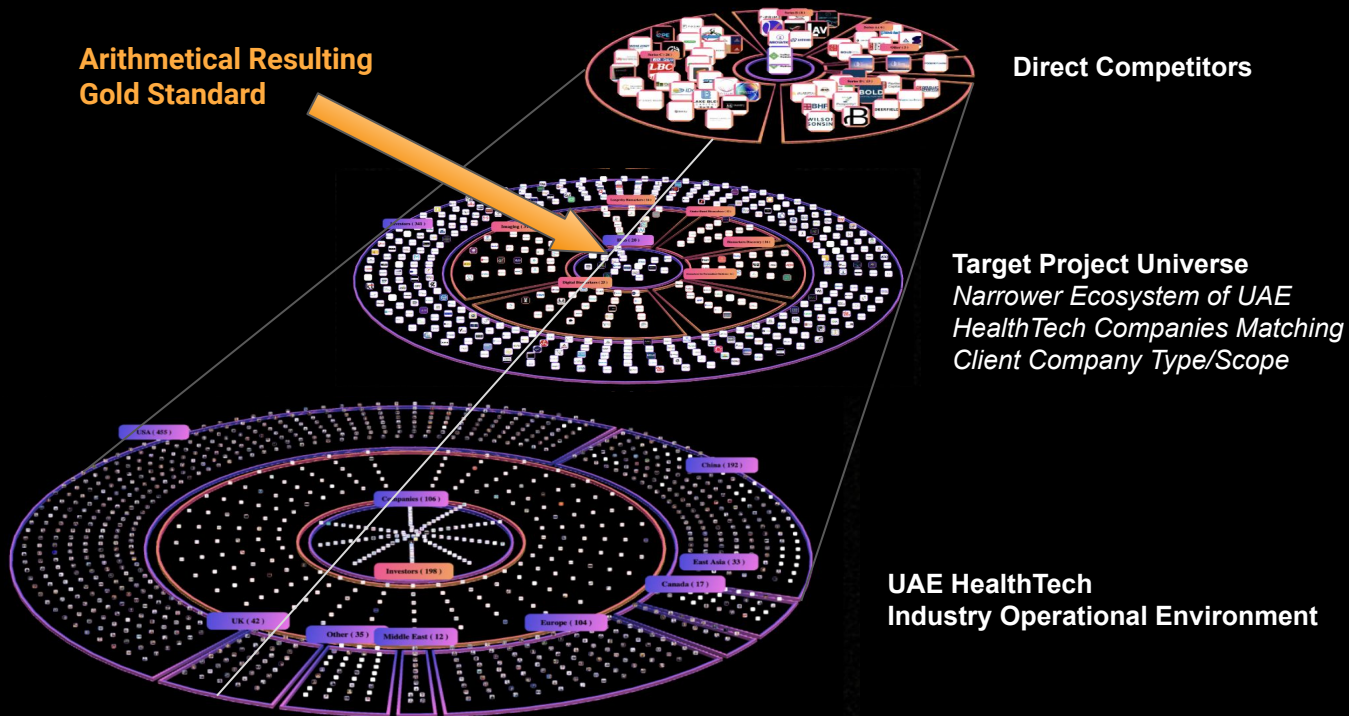


### HealthTech Conferences in UAE



# Mapping UAE HealthTech Investment Universe Synthetic Operational Environment

Arithmetical Resulting Gold Standard



A targeted, qualified shortlist of direct UAE HealthTech competitors is obtained by mapping the full operation environment of the UAE HealthTech Industry, and filtering the subset of companies that match the client according to project type.

Narrow targeting then enables identification of the direct competitors of the client; however, parallel analysis of the full UAE HealthTech Operational Environment also enables identification of gold standards and best practices both from similar and dissimilar projects.

# Engagement Relations Management System

**Engagement Relationship Management System 3.0**, included as part of our White Label Solution, is designed to streamline and enhance your organization's engagement with clients, distributors, investors and business development processes. It offers a comprehensive set of tools and platforms to manage projects, analyze data, create customized platforms, and facilitate deal management.

## ERMS 3.0 Ecosystem

Professional Projects Platform for  
Engagement Relations Management

Operational Environment and Smart-Matching System

LegalTech Constructor

Commercial Deals Constructor

SWOT

Structured BisDevTech Platforms



# Market Intelligence Dashboard Products, Tools and Value Offering

Deep Knowledge Group's 10+ thematic analytical subsidiaries are technically unprecedented in their capabilities for domain-specific analytics, market intelligence and monitoring, benchmarking and forecasting, their understanding of complex industry dynamics and their ownership of best-in-class databases, technical and methodological IP and Big Data Analytics Systems. It is on this strong basis that each of our thematic Big Data Analytics Dashboards are built.

While each thematic analytical dashboard and market intelligence system comes with its own unique composition of products and tools, very often they will feature tools focused on analytics and assessment, entity (company, investor) profiling, evaluation and comparison, smart-matching (ecosystem entities that fit client's profile and needs), and operational environment visualization and mapping, and products focused on benchmarking (identifying and ranking top players), blueprints (ideal product or service offering compositions based on analysis of top players), company-targeted recommendations and custom market reporting.

## Market Intelligence Dashboard Tools

- Analytical and assessment tools
- Evaluation and comparison tools
- Entity-specific SWOT, benchmarking (ranking) and forecasting tools
- Smart-matching tools
- Visualization and mapping tools
- Custom reporting tools
- Database management tools
- Research and parsing tools

## Market Intelligence Dashboard Products

- Benchmarks and indices: quantitative qualitative, comparative and competitive ranking of top thematic entities (e.g., companies, investors, technologies)
- Blueprints: ideal composition (component pipeline) of dashboard's thematic focus, built from analysis of top players (e.g., ideal clinic blueprint, ideal product/service blueprint, etc.)
- Custom benchmarks and reports

## Market Intelligence Dashboard Use Cases and Value Offerings

- Industry ecosystem and operational environment monitoring and mapping
- Identification and analysis of competitors, potential partners, investment targets, etc.
- Improving corporate strategy on basis of top players analysis
- Recognizing and adapting to decisive market and ecosystem trends early



# Forms of Proposed Cooperation

Deep Knowledge Group offers a variety of collaboration and cooperation options for parties seeking to enhance their strategic decision making, corporate and operational intelligence, and tactical execution capabilities by accessing one or more of our 70+ health and life sciences-focused Big Data Analytical Dashboards and Market Intelligence Systems.

We offer access to our Dashboards across 3 tiers: Subscription (baseline access to tools and components), White Label Solution (access to full scope of features with certain degrees of customization, personalization and plug-and-play feature selection), and Custom Dashboard Creation (end-to-end customized solution tailored to your specific operational needs and requirements).

## Big Data Analytics Dashboard Subscription

- Subscription access is the most economical option for parties seeking to utilize our dashboards
- Offers full scope of ready-for-use analytics, corporate and competitive intelligence, market monitoring and benchmarking tools
- Discounted rates for multi-dashboard access available.


## Big Data Analytics Dashboard White Label Solution

- Enhanced access to a wider scope of Dashboard features and functionality
- Includes a certain degree of client-directed Dashboard component and functionality customization and personalization and plug-and-play feature selection
- Highly flexible choice of data sources

## Custom Market Intelligence Dashboard Creation

- End-to-end custom solution tailored to the operational and organizational needs and specifics of the client
- Plug-and-play feature selection
- Ground-up custom design of new components according to client need
- Most versatile, customizable and sophisticated option available

**We are open to a mutually beneficial cooperation**



DEEP  
KNOWLEDGE  
GROUP



LONGEVITY  
INDUSTRY  
ANALYTICS

[www.dkv.global](http://www.dkv.global)

[info@dkv.global](mailto:info@dkv.global)

[www.aginganalytics.com](http://www.aginganalytics.com)

[info@aginganalytics.com](mailto:info@aginganalytics.com)

---

## Longevity Industry Analytics

100 Bishopsgate, London, UK

---