

DEEP
KNOWLEDGE
GROUP



LONGEVITY
INDUSTRY
ANALYTICS

UAE HealthTech Investment Analytics Dashboard and Market Intelligence System

*White Label Solution for UAE HealthTech Investment Analytics,
Market Intelligence, Automated Business Development and
Operational Environment Mapping*

Strictly Confidential

www.deep-innovation.tech/uae-investment

Project Overview

AI-Driven Big Data Analytics System for Deep Market Intelligence on UAE HealthTech Companies and Investors

End-to-End Infrastructure for Market Monitoring, Competitive Intelligence, Company Benchmarking and Investment Relations

AI Co-Pilot to Automatically Translate UAE HealthTech Dashboard Insights into Practical Strategic Recommendations

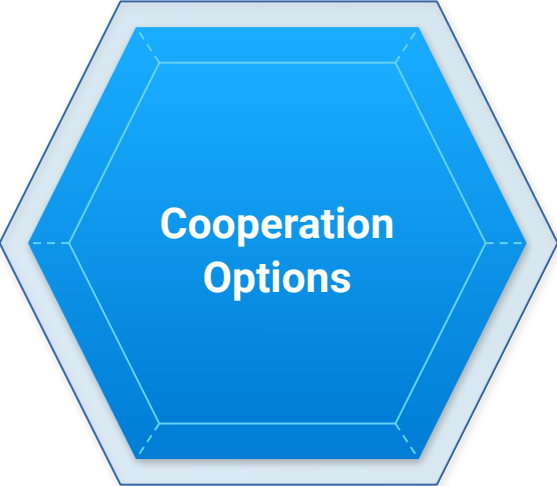
Options for Standard Dashboard Subscription, Custom White Label Solution, and SaaS-Based Access to Select Components

Sophisticated Engagement Relations Management System (ERM) to Enhance Business Marketing and Client Relations

Ideal Solution for UAE HealthTech Investment Target or Co-Investor Identification, Due Diligence, Competitor Monitoring

Joint Product

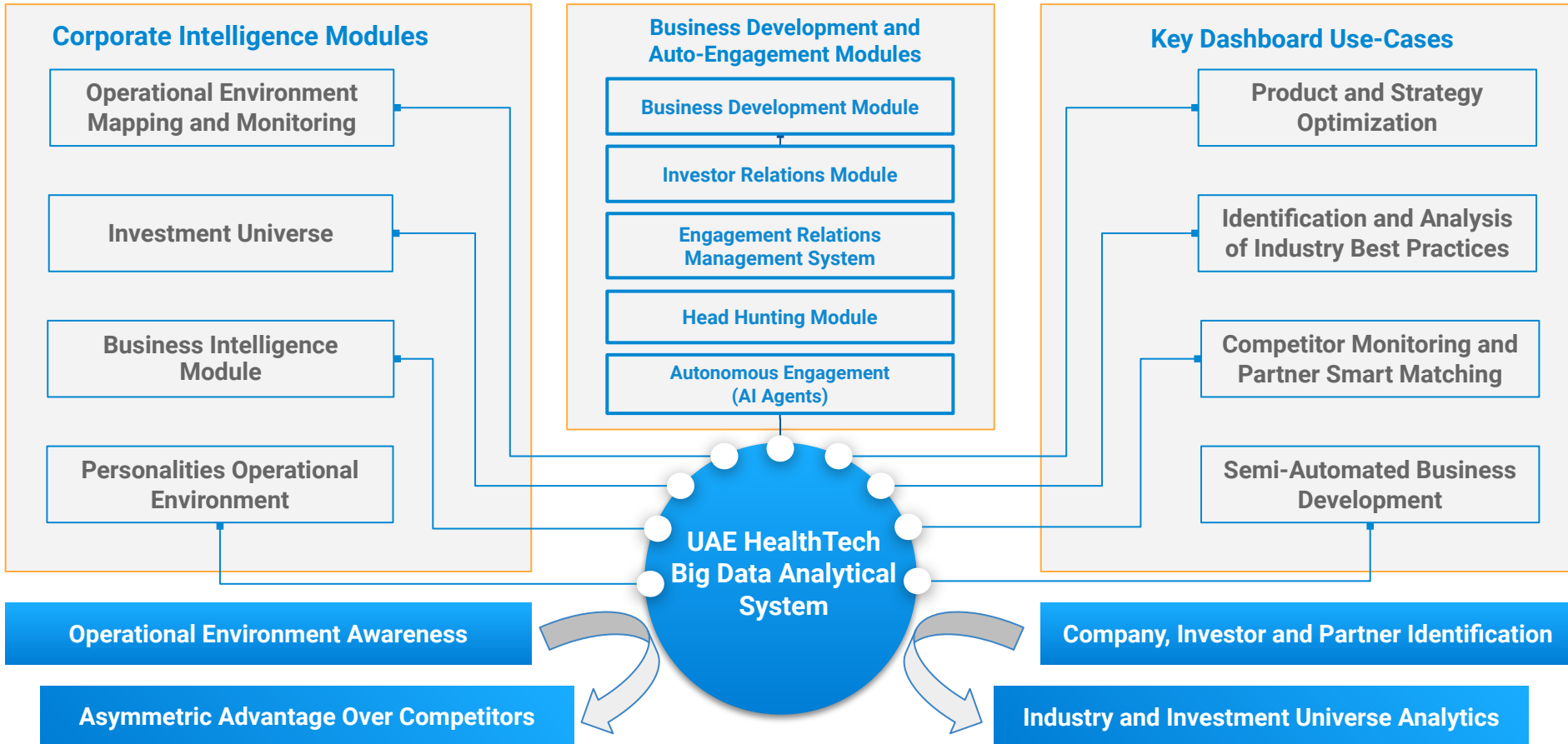
SaaS Product




White Label Solution


Strategic Partnership

UAE HealthTech Industry Big Data Analytics System and Dashboard Components







1833
Total Number of Companies



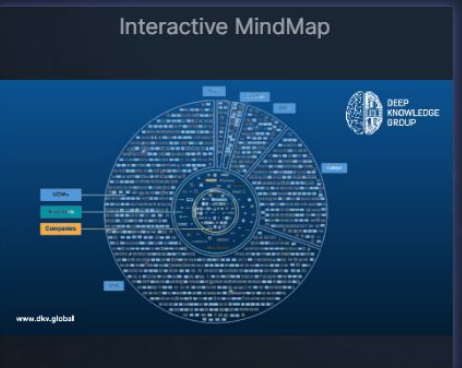
321
Medical Technology



156
Hubs



579
P4 Medicine



Life Sciences in the United Arab Emirates



Teaser: Life Sciences in the United Arab Emirates
BETA VERSION
September 2024
www.use-health.tech



Ultimate Decision Maker Analysis



Name Surname
CEO and President of a biotechnology company Pluri (Masdar, TAISE, PLUR) bringing over 20 years of management experience in executive leadership roles in the high-tech and healthcare sector.
Company CEO - The Health Network
The Advisor
Company First Vice President
The Chairman
www.dkv.global



842
Leaders



349
FinTech Services



13
Different Types of Industries



780
Investors

- General Overview
- Main Items
- UAE Life Science Ecos...
- UAE Ecosystem
- UAE Longevity Clinics
- UAE Medical Clinics E...
- Macroparameters Ana...
- Hubs
- Companies
- Leaders
- Investor
- Documentation
- Dashboards
- UAE Analytics Dashbo...
- Global Medical Clinics ...
- Global Clinics Industry
- GMC & UAE Medical C...
- Tools
- Automated Proposals ...
- Front-End Assessmen...
- Ontology

- ERMS Integration
- BizDevTech Platform
- Digital Avatars
- Automated Proposals
- OSINT
- Leads Analysis
- Enhanced Due Dillige...
- Interconnections Map...
- Semantic Analysis
- Support
- AI Copilot
- FAQ
- Feedback Forms
- Contact Information
- Advanced Infographics
- OE Mapping
- Targeted OE
- OE Analysis
- Relevant Platforms
- Special Projects

General Overview

- Main Items
- UAE Life Science Ecos...
- UAE Ecosystem
- UAE Longevity Clinics
- UAE Medical Clinics E...
- Macroparameters Ana...
- Hubs
- Companies
- Leaders
- Investor
- Documentation

Dashboards

- UAE Analytics Dashbo...
- Global Medical Clinics ...
- Global Clinics Industry
- GMC & UAE Medical C...

Tools

- Automated Proposals ...
- Front-End Assessmen...

Ontology



1833
Total Number of Companies



321
Medical Technology




156
Hubs



579
P4 Medicine

Other Life Sciences Sectors in the UAE





842
Leaders



349
FinTech Services



13
Different Types of Industries



780
Investors

- [ERMS Integration](#)
- BizDevTech Platform
- Digital Avatars
- Automated Proposals

- [OSINT](#)
- Leads Analysis
- Enhanced Due Dillige...
- Interconnections Map...
- Semantic Analysis

- [Support](#)
- AI Copilot
- FAQ
- Feedback Forms
- Contact Information

- [Advanced Infographics](#)
- OE Mapping
- Targeted OE
- OE Analysis

- [Relevant Platforms](#)
- [Special Projects](#)



- General Overview
- Main Items
- UAE 3D Ecosystem
- UAE Macroparameters...
- Macroparameters Ana...
- HealthTech Analysis
- Companies
- Investors
- Leaders
- Documentation
- Dashboards
- UAE Medical Clinics E...
- Global Medical Clinics ...
- UAE Investment Dash...
- GMC & UAE Medical C...
- Global Medical Clinics ...
- Global Clinics Industry
- GeoDashboard
- Tools
- Automated Proposals ...
- Front-end Assessmen...
- Data Room
- Documents
- Ontology
- Timeline
- Interactive Database
- Ontology Mapping
- Supplementary Data

1833 Total Number of Companies

579 P4 Medicine

321 Medical Technology

156 Hubs



JAE HealthTech Analytics Dashboard

Screening Shortlist Comparison (0)

- General Overview
- Main Items
- UAE 3D Ecosystem
- UAE Macroparameters...
- Macroparameters Ana...
- HealthTech Analysis
- Companies
- Investors
- Leaders**
- Documentation
- Dashboards
- UAE Medical Clinics E...
- Global Medical Clinics ...
- UAE Investment Dash...
- GMC & UAE Medical C...
- Global Medical Clinics ...
- Global Clinics Industry
- GeoDashboard
- Tools
- Automated Proposals ...
- Front-end Assessmen...

NAME
Oliver Zolman MBBS BSc
. Ahmed Al Ameri
. Aisha Bin Bishr
. Dalya Al Muthanna
. Farida Al Hosani
. Jaimin Shukla
. Mohamed Ibrahim
. Raja Al Gurg
. Reem Osman
. Saleh Al Mansoori
. Sana Farid
. Sara Al Madani
. Ankasha Arif

- ERMS Integration
- BizDevTech Platform
- Digital Avatars
- Automated Proposals

- OSINT
- Leads Analysis
- Enhanced Due Dillige...
- Interconnections Map...
- Semantic Analysis

- Support
- AI Copilot
- FAQ
- Feedback Forms
- Contact Information

- Advanced Infographics
- OE Mapping
- Targeted OE
- OE Analysis

- Relevant Platforms
- Global Diabetes Indust...
- Diabetes in GCC Regio...
- Diabetes Industry Glo...
- Diabetes Industry in G...

Create New Cooperation Proposal

Recipient Organiz...	Email
Subsidiary	Industry
Deep Pharma ...	Pharmaceutic...
Subsectors	
Drug Discovery	
Component 1	Component 2
Component 1 De...	Component 2 De...
Component 3	Component 4
Component 3 De...	Component 4 De...
Component 5	Component 6
Component 5 De...	Component 6 De...
Other Information: e.g. the recipient organi...	

- UAE Analytics Dashb...
- ERMS Integration
- BizDevTech Platform
- Digital Avatars
- Automated Proposals
- OSINT
- Leads Analysis**
- Enhanced Due Dillige...
- Interconnections Map...
- Semantic Analysis

- Support
- AI Copilot
- FAQ
- Feedback Forms
- Contact Information
- Advanced Infographics
- OE Mapping
- Targeted OE
- OE Analysis

- Relevant Platforms
- Global Diabetes Indust...
- Diabetes in GCC Reglo...
- Diabetes Industry Glo...
- Diabetes Industry in G...

842 Leaders

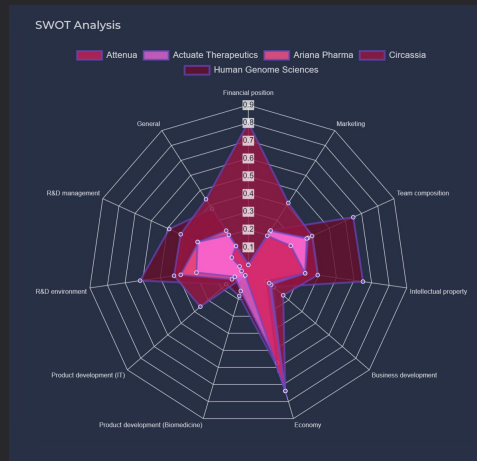
780 Investors

349 FinTech Services

13 Different Types of Industries

What are Dashboards?

We provide deep data science insights on the private and public markets via customized IT platforms we call Dashboards. In essence, Dashboards is a Big Data Analytical System that consists of separate Components or Dashboards:



Specialized data for critical decisions


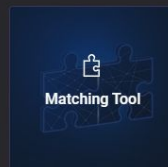
Dashboards by Deep Knowledge Group uncover actionable insights and trends for all companies and investors of DeepTech, HealthTech and Longevity Industries. Our visually pleasing platform provides unparalleled access to the public and private markets, and we are committed to providing unbiased data - information you can use to drive success at your firm.

Discover what you can do with our Dashboards

FOR INVESTORS



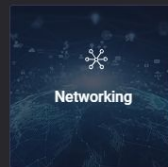

FOR COMPANIES



FOR ANALYSTS



FOR BUSINESS DEVELOPMENT MANAGERS




Dashboard Tools and Products

Analytical and Assessment Tools

Analytical and Assessment Tools

Benchmarking Visualisation Tool



Benchmarking Analysis Tool



Benchmarks Comparison Tool



Ecosystem Benchmarks Tool



Statistical Benchmarks Tool



Financial Benchmarks Tool



Evaluation and Comparison Tools

Evaluation and Comparison tools

Benchmarking Visualisation Tool



Benchmarking Analysis Tool




Benchmarks Comparison Tool



Ecosystem Benchmarks Tool



Statistical Benchmarks Tool



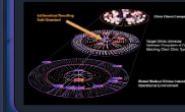
Financial Benchmarks Tool



Visualisation and Mapping Tools

Visualization and Mapping Tools

Benchmarking Visualisation Tool



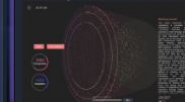
Benchmarking Analysis Tool



Benchmarks Comparison Tool



Ecosystem Benchmarks Tool



Statistical Benchmarks Tool



Financial Benchmarks Tool



Dashboard and Reporting Tools

Dashboard and Reporting Tools

Benchmarking Visualisation Tool



Benchmarking Analysis Tool



Benchmarks Comparison Tool



Ecosystem Benchmarks Tool



Statistical Benchmarks Tool



Financial Benchmarks Tool



Database and Management Tools

Database and Management Tools

Benchmarking Visualisation Tool



Benchmarking Analysis Tool



Benchmarks Comparison Tool



Ecosystem Benchmarks Tool



Statistical Benchmarks Tool




Financial Benchmarks Tool



Research and Parsing Tools

Research and Parsing Tools

Benchmarking Visualisation Tool



Benchmarking Analysis Tool



Benchmarks Comparison Tool



Ecosystem Benchmarks Tool



Statistical Benchmarks Tool



Financial Benchmarks Tool



Enchanted Analytical Material



Industry Benchmarks

City	Country/Location	Days	Exp	Per	Surv	Yrs	1st	2nd	3rd	4th	5th	6th	7th	8th	9th	10th	11th	12th	13th	14th	15th	16th	17th	18th	19th	20th	21st	22nd	23rd	24th	25th	26th	27th	28th	29th	30th	31st	32nd	33rd	34th	35th	36th	37th	38th	39th	40th	41st	42nd	43rd	44th	45th	46th	47th	48th	49th	50th	51st	52nd	53rd	54th	55th	56th	57th	58th	59th	60th	61st	62nd	63rd	64th	65th	66th	67th	68th	69th	70th	71st	72nd	73rd	74th	75th	76th	77th	78th	79th	80th	81st	82nd	83rd	84th	85th	86th	87th	88th	89th	90th	91st	92nd	93rd	94th	95th	96th	97th	98th	99th	100th
Meyor Clinic	UAE	Dubai	10	20	30	40	50	60	70	80	90	100	110	120	130	140	150	160	170	180	190	200	210	220	230	240	250	260	270	280	290	300	310	320	330	340	350	360	370	380	390	400	410	420	430	440	450	460	470	480	490	500	510	520	530	540	550	560	570	580	590	600	610	620	630	640	650	660	670	680	690	700	710	720	730	740	750	760	770	780	790	800	810	820	830	840	850	860	870	880	890	900	910	920	930	940	950	960	970	980	990	1000				

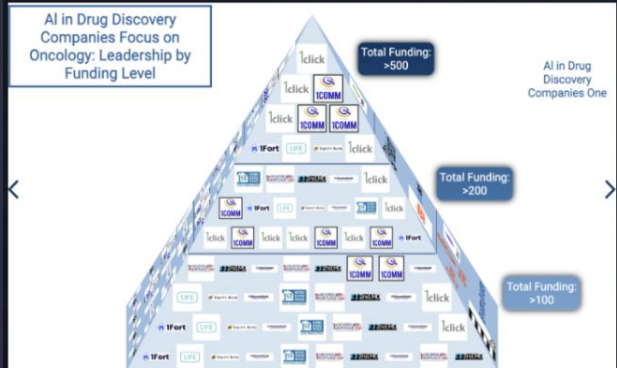
Corporate Blueprint



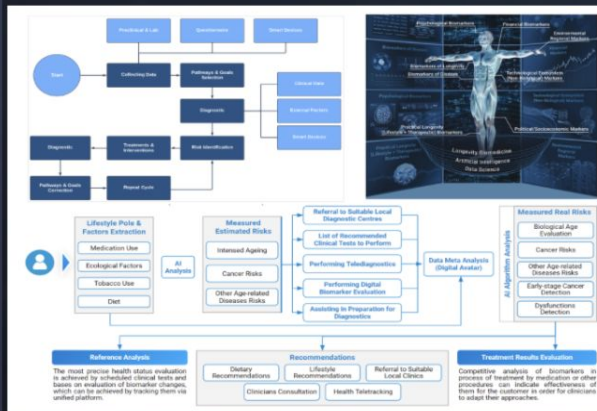
Tailored Market Research



Custom Benchmarks



Personal Blueprint

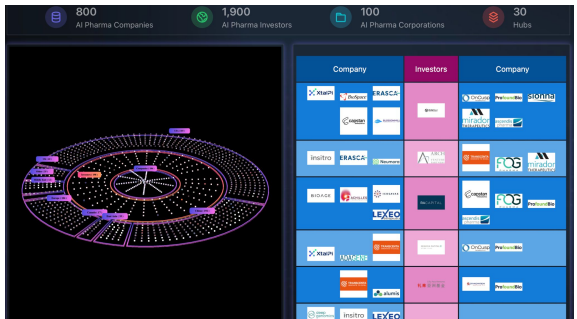


UAE HealthTech Industry Big Data Analytics System


UAE HealthTech Industry Mindmap



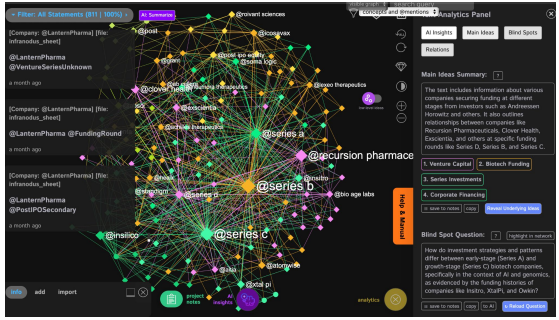
3D Industry Landscape



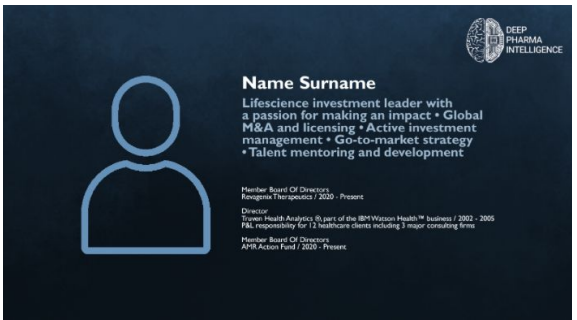
UAE HealthTech Operational Environment



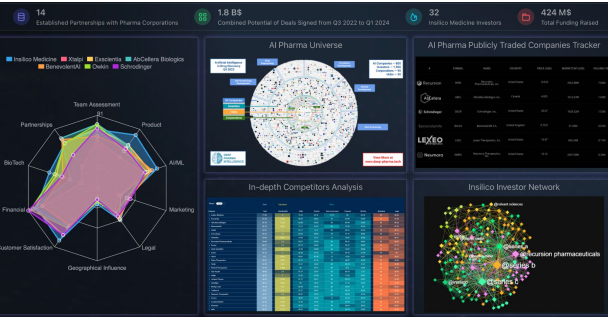
UAE HealthTech Investment Universe



Ultimate Decision Maker Profiles (Competitors & Potential Partners)

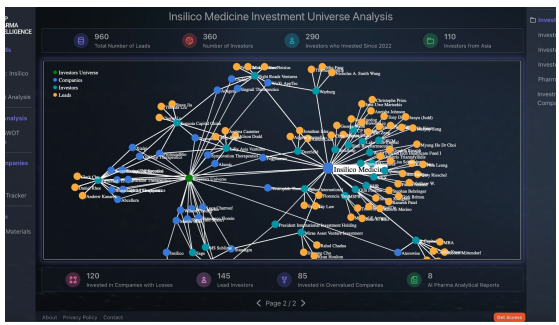


Analytical Infographics



UAE HealthTech Industry Big Data Analytics System

Investor + Client Relations



Open Source Intelligence

Recommendation System

Name: WSJ Pro Venture Capital Group
URL: <https://www.linkedin.com/groups/1353479>

Name: Board of Directors (TGL)
URL: <https://www.linkedin.com/groups/2374182>

1. Highlight Aaron's strong background in both science and business, showcasing his expertise in the biotechnology industry.
2. Initiate communication through personalized messages referencing his roles at Boxer Capital, WSJ Pro Venture Capital Group, and TGL, demonstrating a thorough understanding of his professional interests.
3. Emphasize the potential for growth and innovation in the AI and Pharma industries, aligning with Aaron's investment goals and showcasing opportunities for impactful investments in cutting-edge biotechnology companies.

<http://www.linkedin.com/in/aaron-davis-684541>
<https://www.facebook.com/aaron.t.davis.92>

Ultimate Decision Maker Database

Clinics/Facilities Scoring System

INTELLIGENCE	1	2	3	4	5	6	7	8	9	10		
• Biogen	68.19	68.19	72.21	61.62	65	72.09	49.43	42	47.29	68.96	58.29	75
• Owen	58.91	1.8	65.71	57.3	80	58.36	39	30.31	62.11	77.14	68.29	
• Schering	68.30	1.8	65.96	66.99	75	61.11	48.82	48	56.14	72.80	74.29	1743
• Biogen	69.04	1.8	69.04	74.82	67.87	75	74.82	67.87	42.21	67.82	67.82	67.87
• Recursion Pharmaceuticals	59.04	2.2	68.81	59.55	65	68.15	48.55	40	38.63	65.26	71.43	68.29
• Entell	58.71	2.5	67.27	68.98	60	62.22	58.29	50	42.78	58.87	60	59.07
• Deer Run	60.07	1.8	74.78	58.85	65	74.81	58.84	58	42.78	60.08	72.82	68.29
• Ineo	65.34	2	65.34	51.49	75	64.19	41.36	46	40	60.11	71.43	68.71
• Adoo	53.2	0.902	60.87	43.38	75	79.56	52.27	39	38.52	72.69	6.07	50.71
• Teva Pharmaceuticals	52.07	1.004	52.23	51.16	75	66.67	54.55	39	46.58	68.96	71.43	68.29
• Halyx	50.78	1.018	62.27	54.88	60	59.83	57.72	54	45.83	67.72	67.72	68.43
• Biotech Therapeutics	50.19	1.006	60	54.41	60	58.3	54.55	39	42.78	40	58.29	50.71
• Veeva Health	48.88	2.8	67.27	52.67	60	60.74	7.27	39	38.55	68.96	74.29	4143
• Halyx	48.78	2	67.82	47.82	60	67.82	47.82	39	40.15	68.96	68.96	68.96
• Lexion Pharma	48.10	2.0	67.27	50.41	60	60.79	39.51	39	34.48	50.03	71.43	60
• Biogen	48.01	1.004	60	50.14	60	60.78	35.45	39	47.73	60.03	74.29	3748
• Biogen	47.80	1.044	60.26	49.79	60	54.81	35	39	38.62	73.79	6.71	3716
• Biogen	47.80	1.044	62.27	50.81	60	60.78	35.45	39	45.83	68.96	71.43	68.96
• Biotech Therapeutics	47.07	1.8	68.81	57.53	60	58.89	41.36	39	37.83	70.58	6.07	48.43
• Eisai	46.00	1.008	49.57	38.78	75	53.33	28.18	33	30.17	51.68	71.43	63.07
• Eisai/Boehr	41.79	1.018	67.82	37.27	60	58.19	72.27	39	41.48	68.96	6.07	68.96
• Pharmed	37.30	1.008	47.27	33.78	60	69.03	38.18	39	38.52	60.03	68.96	41.43
• Alia	38.31	0.118	60.87	38.65	60	50.74	41.87	39	47.31	58.95	6.07	76.43
• Lexion Biopharma	37.58	1.008	49.57	33.97	60	41.48	33.73	39	38.28	68.96	6.07	43.07
• AI Therapeutics	36.86	1.8	39.76	37.73	60	41.48	39.81	38	38.78	48.43	71.43	60

Company and Investor Profiles

Engagement Relations Management System

Engagement Relationship Management System 3.0, included as part of our White Label Solution, is designed to streamline and enhance your organization's engagement with clients, distributors, investors and business development processes. It offers a comprehensive set of tools and platforms to manage projects, analyze data, create customized platforms, and facilitate deal management.

ERMS 3.0 Ecosystem

Professional Projects Platform for
Engagement Relations Management

Operational Environment and Smart-Matching System

LegalTech Constructor

Commercial Deals Constructor

SWOT

Structured BisDevTech Platforms



Market Intelligence Dashboard Products, Tools and Value Offering

Deep Knowledge Group's 10+ thematic analytical subsidiaries are technically unprecedented in their capabilities for domain-specific analytics, market intelligence and monitoring, benchmarking and forecasting, their understanding of complex industry dynamics and their ownership of best-in-class databases, technical and methodological IP and Big Data Analytics Systems. It is on this strong basis that each of our thematic Big Data Analytics Dashboards are built.

While each thematic analytical dashboard and market intelligence system comes with its own unique composition of products and tools, very often they will feature tools focused on analytics and assessment, entity (company, investor) profiling, evaluation and comparison, smart-matching (ecosystem entities that fit client's profile and needs), and operational environment visualization and mapping, and products focused on benchmarking (identifying and ranking top players), blueprints (ideal product or service offering compositions based on analysis of top players), company-targeted recommendations and custom market reporting.

Market Intelligence Dashboard Tools

- Analytical and assessment tools
- Evaluation and comparison tools
- Entity-specific SWOT, benchmarking (ranking) and forecasting tools
- Smart-matching tools
- Visualization and mapping tools
- Custom reporting tools
- Database management tools
- Research and parsing tools

Market Intelligence Dashboard Products

- Benchmarks and indices: quantitative qualitative, comparative and competitive ranking of top thematic entities (e.g., companies, investors, technologies)
- Blueprints: ideal composition (component pipeline) of dashboard's thematic focus, built from analysis of top players (e.g., ideal clinic blueprint, ideal product/service blueprint, etc.)
- Custom benchmarks and reports

Market Intelligence Dashboard Use Cases and Value Offerings

- Industry ecosystem and operational environment monitoring and mapping
- Identification and analysis of competitors, potential partners, investment targets, etc.
- Improving corporate strategy on basis of top players analysis
- Recognizing and adapting to decisive market and ecosystem trends early

Forms of Proposed Cooperation

Deep Knowledge Group offers a variety of collaboration and cooperation options for parties seeking to enhance their strategic decision making, corporate and operational intelligence, and tactical execution capabilities by accessing one or more of our 70+ health and life sciences-focused Big Data Analytical Dashboards and Market Intelligence Systems.

We offer access to our Dashboards across 3 tiers: Subscription (baseline access to tools and components), White Label Solution (access to full scope of features with certain degrees of customization, personalization and plug-and-play feature selection), and Custom Dashboard Creation (end-to-end customized solution tailored to your specific operational needs and requirements).

Big Data Analytics Dashboard Subscription

- Subscription access is the most economical option for parties seeking to utilize our dashboards
- Offers full scope of ready-for-use analytics, corporate and competitive intelligence, market monitoring and benchmarking tools
- Discounted rates for multi-dashboard access available.


Big Data Analytics Dashboard White Label Solution

- Enhanced access to a wider scope of Dashboard features and functionality
- Includes a certain degree of client-directed Dashboard component and functionality customization and personalization and plug-and-play feature selection
- Highly flexible choice of data sources

Custom Market Intelligence Dashboard Creation

- End-to-end custom solution tailored to the operational and organizational needs and specifics of the client
- Plug-and-play feature selection
- Ground-up custom design of new components according to client need
- Most versatile, customizable and sophisticated option available

We are open to a mutually beneficial cooperation



DEEP
KNOWLEDGE
GROUP



LONGEVITY
INDUSTRY
ANALYTICS

www.dkv.global

info@dkv.global

www.aginganalytics.com

info@aginganalytics.com

Longevity Industry Analytics

100 Bishopsgate, London, UK
