




DEEP
KNOWLEDGE
GROUP
LIFE SCIENCES DIVISION



DEEP
KNOWLEDGE
GROUP

Deep Knowledge Group Life Sciences Dashboards

*Life Sciences, HealthTech, Longevity and Medical Big Data
Analytics Dashboards and Market Intelligence Systems*

www.deep-innovation.tech

www.dkv.global

Deep Knowledge Group Life Sciences Dashboards and Market Intelligence Systems

[Deep Knowledge Group](#)'s 10+ thematic analytical subsidiaries across Longevity, BioTech, Pharma, FemTech, AI, GovTech and DeepTech are the knowledge engines driving the consortium's long-term strategic agenda, technically unprecedented in their capabilities for domain-specific analytics, market intelligence and monitoring, benchmarking and forecasting, their understanding of complex industry dynamics and their ownership of best-in-class databases, technical and methodological IP and [Big Data Analytics Dashboards](#) and Market Intelligence Systems.

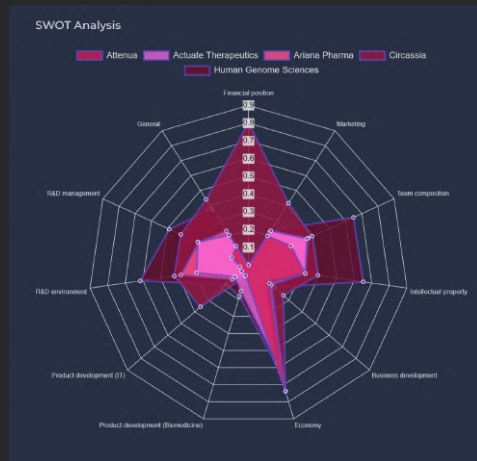
The consortium's life sciences-focused analytics subsidiaries include [Longevity Industry Analytics](#), [FemTech Analytics](#), [Deep Pharma Intelligence](#) and [NeuroTech Analytics](#), and its Life Sciences Division also encompasses a number of stealth working groups focused on next-generation health technology validation, analysis, development and deployment across Practical Longevity, Space Medicine, Mitochondrial Medicine and other intersectional domains.

These entities are in possession of best-in-their-class market intelligence, competitive benchmarking, technology forecasting, deep ecosystem analytics and operational environment monitoring IP, assets and systems across their 70+ domain-specific Life Sciences Dashboards and Market Intelligence Systems. Their Dashboards are built on top of extremely comprehensive and proprietary databases developed through years of domain-specific ecosystem mapping and analysis according to specialized industry classification frameworks; in this regard, each subsidiary is the leader in its domain in terms of the tangibility and relevance of its data, the scope, function and technological sophistication of its market intelligence systems, and the depth and actionability of its capacity for tangible industry and technology analytics, forecasting and benchmarking.



What are Dashboards?

We provide deep data science insights on the private and public markets via customized IT platforms we call Dashboards. In essence, Dashboards is a Big Data Analytical System that consists of separate Components or Dashboards:



Specialized data for critical decisions

Dashboards by Deep Knowledge Group uncover actionable insights and trends for all companies and investors of DeepTech, HealthTech and Longevity Industries. Our visually pleasing platform provides unparalleled access to the public and private markets, and we are committed to providing unbiased data - information you can use to drive success at your firm.

Discover what you can do with our Dashboards

FOR INVESTORS



Private Market Intelligence



Portfolio Constructor



Deal Sourcing



Forecasting / Predictions

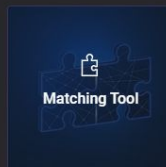
FOR COMPANIES




SWOT Analysis



Fundraising




Matching Tool



Company Analysis

FOR ANALYSTS



Clinical Trials



Market Research




Due Diligence



Statistics Charts

FOR BUSINESS DEVELOPMENT MANAGERS



Limited Partners



Networking



Business Development




Mind Maps

Dashboard Tools and Products

Analytical and Assessment Tools

Analytical and Assessment Tools

Benchmarking Visualisation Tool



Benchmarking Analysis Tool



Benchmarks Comparison Tool



Ecosystem Benchmarks Tool



Statistical Benchmarks Tool



Financial Benchmarks Tool



Evaluation and Comparison Tools

Evaluation and Comparison tools

Benchmarking Visualisation Tool



Benchmarking Analysis Tool




Benchmarks Comparison Tool



Ecosystem Benchmarks Tool



Statistical Benchmarks Tool



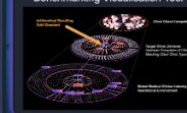
Financial Benchmarks Tool



Visualisation and Mapping Tools

Visualization and Mapping Tools

Benchmarking Visualisation Tool




Benchmarking Analysis Tool



Benchmarks Comparison Tool




Ecosystem Benchmarks Tool



Statistical Benchmarks Tool



Financial Benchmarks Tool



Dashboard and Reporting Tools

Dashboard and Reporting Tools

Benchmarking Visualisation Tool



Benchmarking Analysis Tool



Benchmarks Comparison Tool



Ecosystem Benchmarks Tool



Statistical Benchmarks Tool



Financial Benchmarks Tool



Database and Management Tools

Database and Management Tools

Benchmarking Visualisation Tool



Benchmarking Analysis Tool



Benchmarks Comparison Tool



Ecosystem Benchmarks Tool



Statistical Benchmarks Tool



Financial Benchmarks Tool



Research and Parsing Tools

Research and Parsing Tools

Benchmarking Visualisation Tool



Benchmarking Analysis Tool



Benchmarks Comparison Tool



Ecosystem Benchmarks Tool



Statistical Benchmarks Tool



Financial Benchmarks Tool



Enchanted Analytical Material



Industry Benchmarks

City	Country/Location	City	Design	Equip	Service	Team	1st/2nd/3rd/4th/5th/6th	Partner	Client	Prod C	Score	Color	Score	Color	Score	Color	Score	Color	Score	Color
Meyn Clinic	UAE	Dubai	5	5	5	5	5	5	5	5	5	5	5	5	5	5	5	5	5	5
Freemian Life	UAE	Dubai	5	5	5	5	5	5	5	5	5	5	5	5	5	5	5	5	5	5
Revelife Clinic	UAE	Dubai	5	5	5	5	5	5	5	5	5	5	5	5	5	5	5	5	5	5
Axis Clinics	UAE	Dubai	5	5	5	5	5	5	5	5	5	5	5	5	5	5	5	5	5	5
Alnoor Clinics	UAE	Dubai	5	5	5	5	5	5	5	5	5	5	5	5	5	5	5	5	5	5
University Hospital Sharjah	UAE	Sharjah	4.9	4.9	4.9	4.9	4.9	4.9	4.9	4.9	4.9	4.9	4.9	4.9	4.9	4.9	4.9	4.9	4.9	4.9
American Medical Center	UAE	Dubai	4.9	5.1	5	4.5	5	4.8	5	5.2	4.9	4.5	5.5	5.5	5.5	5.5	5.5	5.5	5.5	5.5
7 Dimensions Medical Center	UAE	Dubai	4.9	5.4	5.5	4.4	8.1	5	4.9	5	5.4	5.5	5.8	5.5	4.8	4.9	5	4	5.3	5.5
King's College Hospital Dubai	UAE	Dubai	4.9	4.8	4.8	5.5	5	4.9	5.5	4.4	4.9	5.5	5.5	5.5	5.5	5.5	5.5	5.5	5.5	5.5
South German Hospital Dubai	UAE	Dubai	4.9	4.9	4.9	4.4	4.9	4.9	4.9	4.9	4.9	4.9	4.9	4.9	4.9	4.9	4.9	4.9	4.9	4.9
Mohor Hospital	UAE	Dubai	4.8	4.8	5	4.9	5	5	4.9	4.9	4.9	4.9	5	4.9	4.9	4.9	4.9	4.9	4.9	4.9
Reem Medical Group	UAE	Dubai	4.8	4.8	4.8	5.5	6.1	4.8	4.8	4.8	4.8	4.8	4.8	4.8	4.8	4.8	4.8	4.8	4.8	4.8
Thornbay Clinic	UAE	Dubai	4.8	5.5	5.5	5.8	5.5	5.5	5.5	5.5	5.5	5.5	5.5	5.5	5.5	5.5	5.5	5.5	5.5	5.5
Alnoor Medical Center	UAE	Dubai	4.8	4.8	4.8	5.5	4.8	5.5	4.8	4.8	4.8	4.8	4.8	4.8	4.8	4.8	4.8	4.8	4.8	4.8
Gulfed Clinic Center Dubai	UAE	Dubai	4.8	4.8	4.8	5.8	5.2	4.8	4.8	4.8	4.8	4.8	4.8	4.8	4.8	4.8	4.8	4.8	4.8	4.8
Emirates Specialty Hospital	UAE	Dubai	4.8	4.8	4.8	5.5	5.5	5.5	5.5	5.5	5.5	5.5	5.5	5.5	5.5	5.5	5.5	5.5	5.5	5.5
German Medical Center	UAE	Dubai	4.8	4.8	4.8	5.4	4.8	5.5	4.8	4.8	4.8	4.8	4.8	4.8	4.8	4.8	4.8	4.8	4.8	4.8
Valent Clinic & Hospital	UAE	Dubai	4.8	4.8	4.8	5.5	4.8	4.8	4.8	4.8	4.8	4.8	4.8	4.8	4.8	4.8	4.8	4.8	4.8	4.8
Emirates Hospital Jumeirah	UAE	Dubai	5.5	5.5	5.5	5.5	5.5	5.5	5.5	5.5	5.5	5.5	5.5	5.5	5.5	5.5	5.5	5.5	5.5	5.5
MGH FPA Medical Center of Excellence Dubai	UAE	Dubai	5.5	5.5	5.5	4.8	5.4	5.5	4.8	5.5	4.8	5.5	5.5	5.5	5.5	5.5	5.5	5.5	5.5	5.5
The Regenerative Clinic	UAE	Dubai	5.5	5.5	4.9	4.9	4.9	6.4	4.9	4.9	4.9	4.9	4.9	4.9	4.9	4.9	4.9	4.9	4.9	4.9
Genial Medix	UAE	Dubai	5.5	5.5	5.5	5.5	5.5	5.5	5.5	5.5	5.5	5.5	5.5	5.5	5.5	5.5	5.5	5.5	5.5	5.5
AEON Clinics	UAE	Dubai	5.5	5.5	5.5	5.5	5.5	5.5	5.5	5.5	5.5	5.5	5.5	5.5	5.5	5.5	5.5	5.5	5.5	5.5
DNA Health & Wellness Clinic	UAE	Dubai	5.5	5.5	5.5	5.5	5.5	5.5	5.5	5.5	5.5	5.5	5.5	5.5	5.5	5.5	5.5	5.5	5.5	5.5
Health & Wellness Clinic	UAE	Dubai	5.5	5.5	5.5	5.5	5.5	5.5	5.5	5.5	5.5	5.5	5.5	5.5	5.5	5.5	5.5	5.5	5.5	5.5
Dubai Longevity Hub by Clinique La Prairie	UAE	Dubai	5.5	5.5	5.5	5.5	5.5	5.5	5.5	5.5	5.5	5.5	5.5	5.5	5.5	5.5	5.5	5.5	5.5	5.5
Genial Medix	UAE	Dubai	5.5	5.5	5.5	5.5	5.5	5.5	5.5	5.5	5.5	5.5	5.5	5.5	5.5	5.5	5.5	5.5	5.5	5.5
Perfection Regional Hospital	UAE	Ras Al Khaima	5.5	5.5	5.5	5.5	5.5	5.5	5.5	5.5	5.5	5.5	5.5	5.5	5.5	5.5	5.5	5.5	5.5	5.5
Reydar Scott & White Medical Center - Ras Al Khaima	UAE	Ras Al Khaima	5.5	5.5	5.5	5.5	5.5	5.5	5.5	5.5	5.5	5.5	5.5	5.5	5.5	5.5	5.5	5.5	5.5	5.5

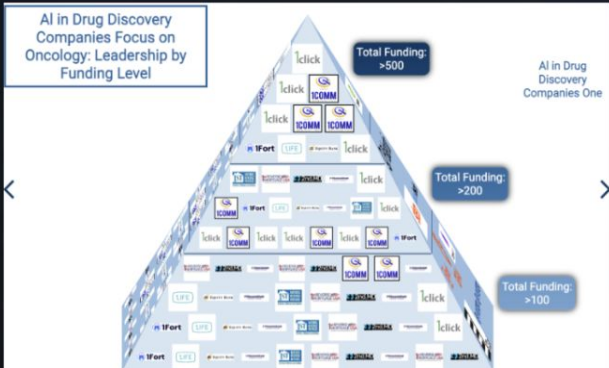
Corporate Blueprint



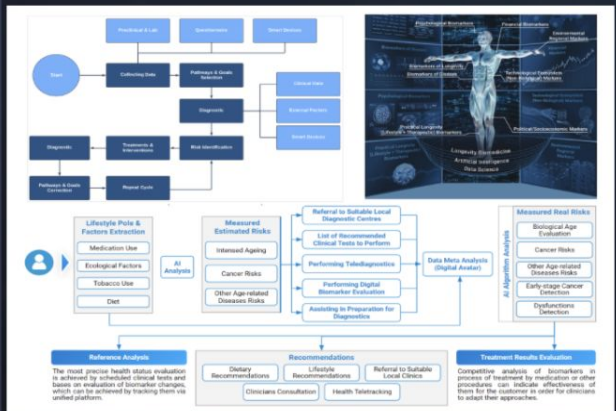
Tailored Market Research



Custom Benchmarks



Personal Blueprint



FOR INVESTORS

Advanced Companies Search for Investors

Explore companies with unseen precision. Many investors can confirm that looking for a suitable investment target starts with the creation of the database. The one that suits his/her needs and allows him/her to ask the right questions.

FOR INVESTORS

SWOTs & Matching Tool for Investors

Easily analyze companies market position and compare it across the industry. Any investment decision is conducted based on a specific analysis called due diligence. The process of due diligence encompasses the use of different approaches that allow analysis and comparison of companies. Thus, the assessment of one company ends up in a multi-layer comparison of tens or even hundreds of companies.

FOR COMPANIES

Limited Partners

Explore Limited Partners From Multiple Thematic Groups. Limited Partners are the driving force of any market. Many investment entities looking for those, aiming to allocate their money to their fund or firm. Yet this process takes a lot of time and effort.

Look at our [Limited Partners tutorial](#).

FOR BUSINESS DEVELOPMENT MANAGERS

Mindmaps

Easily analyze the market connections across different sectors and subsectors of the Longevity, Healthcare and Biotech industries.

Understand how different actors relate to each other in an interactive way. No matter what is the reasoning behind your market analysis, Mindmaps can serve as a powerful tool to track and understand your niche better!

Look at our [Mindmaps tutorial](#).

FOR ANALYSTS

Statistics charts

Access a powerful and easy-to-use analytical tool that will allow you to derive your own market insights today. Forget about lifeless statistics, data cleaning, and visualization problems. Use the database of more than 70,000 companies across different Longevity, Biotech, and Pharma sectors to envision the market in the way you want and need.

Look at our [Statistics charts](#).

FOR INVESTORS

R&D Collaborations and Clinical Trials for Investors

Analyze the intellectual property of the companies to drive your market understanding. While looking for an investment target, financial performance can be deceiving. In the case of pharmaceutical or biotech companies, the financial position can lead to an incorrect image of the company.

Look at our [Clinical Trials tutorial](#).

FOR COMPANIES AND INVESTORS

Forecasting & Reports for Investors and Companies

Access top-level forecasting solutions and reports to drive your market understanding. It's hard to imagine a proper investment pipeline without good forecasting and market analysis. Unfortunately, both of these things are really time-consuming and might take a lot of resources.

Look at our [Forecasting / Predictions tutorial](#).



Longevity International Dashboards

Longevity International Project - Internal Dashboard



Longevity Financial Industry Dashboard



Longevity Industry Investment Analysis



Longevity Real Estate Dashboard



Longevity Industry in Israel Dashboard



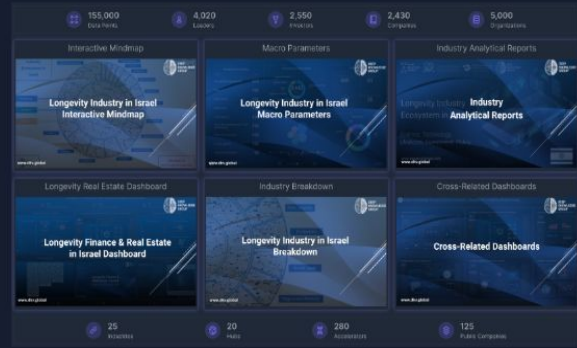
Longevity Investment Big Data Analytics Dashboard





Recent Longevity Dashboards

Longevity in Israel Dashboard



Longevity in France Dashboard



Longevity in India Dashboard



Longevity in Germany Dashboard



Longevity in Spain Dashboard



Longevity in Gulf Region Dashboard



Longevity Related Dashboards

Diabetes Industry in Gulf Cooperation Coun



Deep Pharma Intelligence Dashboard 1.0



Life Science in UAE



Life Sciences in the UAE. Beta Version



Longevity Public Companies Analytics Dash



Diabetes Industry Global Dashboard



Autism Global Challenge Ecosystem



Longevity Clinic Blueprint Dashboard



Longevity in Asia dashboard



Medical Clinics Industry in London



Medical Clinics Industry in UAE



Lyme Pandemic Analytics



HealthTech Dashboards

UAE HealthTech Investment Dashboard



UAE HealthTech Analytics Dashboard



Healthcare Innovations Dashboard



BioTech Dashboards

BioTech in Asia Dashboard



AI for Drug Discovery



Advanced BioTech R&D Dashboard



FemTech Dashboards

FemTech Analytics



FemTech in the UK Big Data Analytics



Femtech Analytics LinkedIn



Longevity Regional Dashboards

UK Longevity Governance Big Data Analytic



Longevity in USA Dashboard



Longevity in UK Dashboard



Longevity in Moldova Dashboard



Longevity in Canada Dashboard



Longevity in UAE Dashboard



Longevity in Japan Dashboard



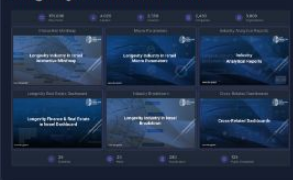
Longevity in Singapore Dashboard



Longevity in China Dashboard



Longevity in Israel Dashboard



Longevity in France Dashboard



Longevity in India Dashboard



Life Sciences in the UAE. Beta Version



Longevity Public Companies Analytics D



Diabetes Industry Global Dashboard



Autism Global Challenge Ecosystem



Longevity Clinic Blueprint Dashboard



Longevity in Asia dashboard



Medical Clinics Industry in London



Medical Clinics Industry in UAE



Lyme Pandemic Analytics



Lyme Ventures Investment



Lyme Pandemia Governance



Lyme Finance Dashboard



Lyme Economy Dashboard



Deep Pharma Intelligence Dashboard 2.1



182,400 Companies 102,000 Investors 6,400 Longevity Organizations 35,700 Leaders

Dashboards

- Longevity Internationa...
- Longevity Club Analysis
- Longevity Investment**
- Longevity Financial Da...

Data


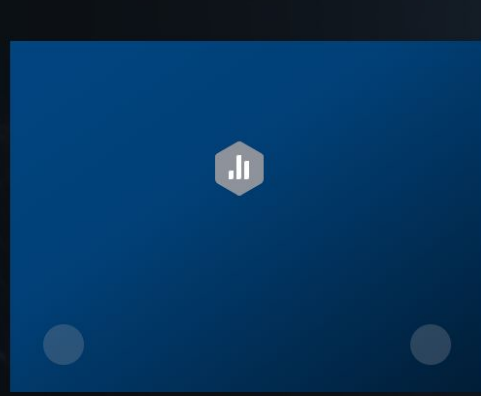
- Companies
- Investors
- Hubs
- Longevity Organizations
- Clinical Trials
- Funding Rounds
- Impact Investors
- Venture Funds

Books

- LONGEVITYIndustr...
- BIOMARKERS OF HUM...
- LONGEVITY FINANCI...

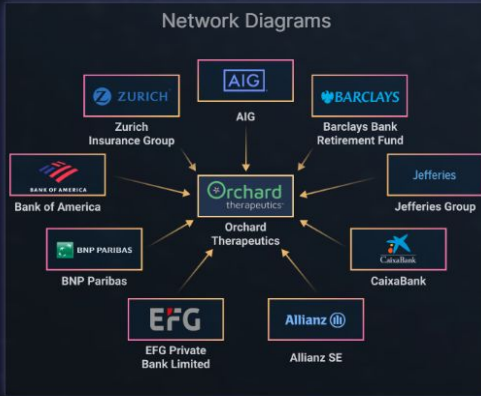
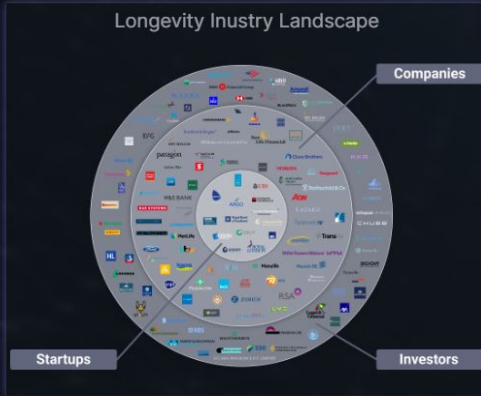
Data Room

- Downloadable



Analytical Reports Library

Industry Analytical Reports Library



General AI Pharma Market Analysis

AI Pharma Investment Digest

April 2024

www.deep-pharma.tech

500 Hubs 4,775,000 Data Points 9 Super Industries 48 Industries

- CCQQ Assessment Tool
- Automated SWOT Ana...
- Operational Environme...
- Comperative Analysis
- Industry Heatmap Con...
- Automated Benchmar...
- Automated Chart Buil...
- Cluster Analysis Tool
- Competitor Analysis T...
- Topic Oriented Sub Da...
- Automared Industry R...
- DataRoom Navigation ...
- Interactive Entities Dat...
- Interactive Leads Data...
- Individual Leads Profiles
- Individual Entities Prof...
- Evolution Tree Constr...
- Events Monitroing Tool
- Indices Builder and Tr...
- Industry Universe Ana...
- Interactive Frameworks
- Investor Relations Ana...
- market Prediction and ...
- Macroparameters mon...
- Network Analysis Tool
- OSINT Entity Analysis
- OSINT Lead Analysis

\$100T
Global Assets Under Management in 2024

\$29T
Longevity Economy Size in 2024

3,100
Financial Institutions

9,169,000
Data Points



LONGEVITY DERIVATIVES AND FINANCIAL INSTRUMENTS

Report

August 2021

Longevity Financial Industry

Teaser Q2 2022

www.invest-tech.com
www.aginganalytics.com



50
Age-Friendly Banks

100
InsurTech Companies

100
Pension Funds

700
Personalities

- Dashboard
- Longevity Financial In...
- Data
- Financial Institutions
- Public Institutions
- Age-Friendly Banks
- WealthTech Companies
- InsurTech Companies
- Pension Funds
- Shortlisted Companies
- Personalities
- Platforms
- Longevity Finance
- Longevity Finance in t...
- Advancing Financial In...
- Books
- Longevity Financial In...
- Data Room
- Downloadable

- SWOT Comparative A...
- Competitors Analysis
- Investor Network Diag...
- Chart Builder
- Clinical Trials Analysis
- R&D Collaborations Pr...
- M&A Smart Matching
- Funding Rounds
- Ranking Analysis
- Indices Builder and Tr...
- Recent IPO Companie...
- Automatic Benchmark ...
- Heatmap Analysis
- Portfolio Constructor
- AMCs Tracker
- Public Companies Tra...
- Stock Price Predictor

- Dashboards 2
- Longevity Invest...
- Public Longevity ...**
- DATA
- Public companies
- Investors
- TOOLS
- Comparative
- Portfolio Constructor
- REPORTS
- Downloadable
- Contacts

115 Companies 29 Investors 9,599,000 Data Points 20 Sectors 160 Subsectors

Companies Cumulative Capitalization Dynamics (January 2020- June 2021)



Publicly Traded Longevity-Focused Companies

Promising Companies' Portfolio



TOP-50 Longevity Companies Financial Performance

NVIDIA

NAME	VALUE
Enterprise Value	5,37,96B
52-Week Change	70.62%
S&P500 52-Week Change	20.96%
Shares Outstanding	2,49B
% Held by Insiders	4.09%
Return on Equity (ttm)	40.38%
Revenue (ttm)	2,190B
Revenue Per Share (ttm)	8.821
Quarterly Revenue Growth (yoq)	68.30%
EBITDA	8,49B
Quarterly Earnings Growth (yoq)	281.70%

[View more](#)

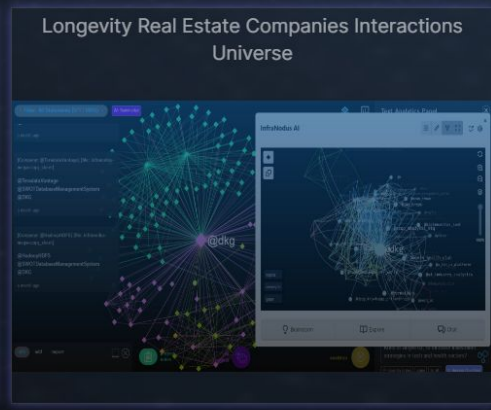

- Documents
 - Status Snapshot
- Database
 - Companies
 - Investors
 - UK Companies
 - UK Investors
- Database Status
 - Database Snapshot
- Classifications
 - Databases Classificati...
- Dashboards Registry
 - Snapshot
- Mind Maps Registry
 - Registry Table
- Databases Reviews
 - Review of Companies
 - Review of Investors

17580
Total Organizations

15400
Companies

2180
Investors

2850
Leaders



3477
Age Friendly Real Estate

5112
Longevity Friendly Real Estate

2710
Age and Longevity Friendly Tourism

4101
Older Adults Integration

- CCQQ Assesment Tool
- Automated SWOT Ana...
- Operational Environm...
- Comperative Analysis
- Industry Heatmap Con...
- Automated Benchmar...
- Automated Chart Buil...
- Cluster Analysis Tool
- Competitor Analysis T...
- Topic Oriented Sub Da...
- Automared Industry R...
- DataRoom Navigation ...
- Interactive Entities Dat...
- Interactive Leads Data...
- Individual Leads Profile
- Individual Entities Prof...
- Evolution Tree Constr...
- Events Monitroing Tool
- Industry Universe Anal...
- Interactive Frameworks
- Investor Relations Ana...
- Macroparameters mon...
- Network Analysis Tool
- OSINT Entity Analysis
- OSINT Lead Analysis
- Multi-Dimensional Vec...
- Operational Environm...

Dashboards 2

Longevity Govern...

UK Longevity Gove...

REPORTS

Methodology

DATA

Countries

MINDMAPS

Longevity in UK

Global GovTech

GovTech in UK

AgeTech in UK

mHealth in UK

UK AssistiveTech

TOOLS

Chart Builder

Recommendations

Comparative

Contacts

108

Dynamic Charts

110

Policy Recommendations

185

Countries

6

Layers of Framework

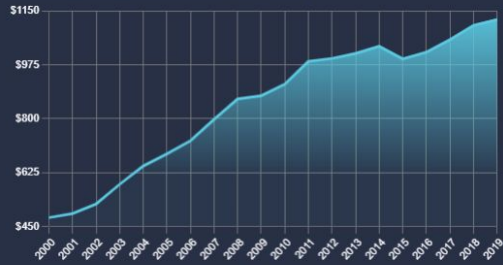
240

Parameters

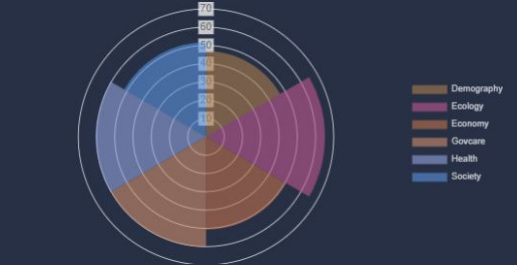
100,000

Data Points

Current World Health Expenditures per Capita, \$



Current State of the World's Longevity Governance



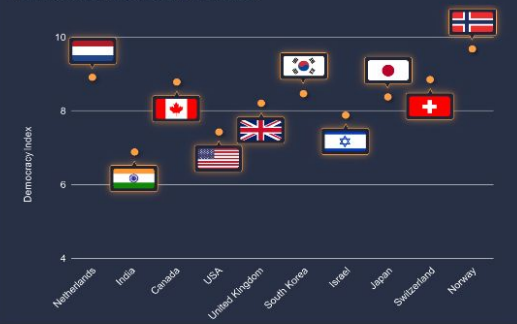
TOP 15 Countries by Longevity Governance Index



National Healthy Longevity Interactive MindMaps



Comparison of the Country's Indicators



Longevity Governance Recommendation System





DEEP KNOWLEDGE GROUP

Longevity Industry in Israel Dashboard

Overview

Main Items

Longevity Industry in I...

Longevity Finance & R...

Documents

Status Snapshot

Database

Companies

Investors

Leaders

Finance & Real Estate ...

Finance Companies

Finance Investors

Real Estate Companies

Database Status

Snapshot

Database Snapshot

Classifications

Databases Classificati...

Dashboards Registry

300
Longevity Finance Companies

300
Longevity Finance Investors

74
Longevity Real Estate Companies

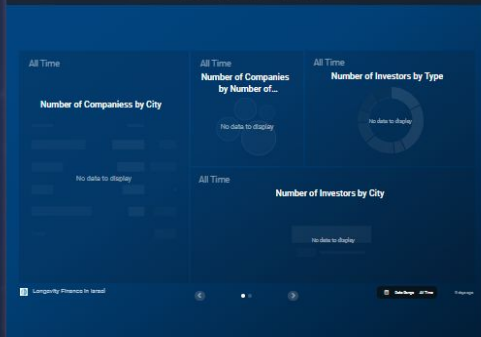
Longevity Industry in Israel Macroparameters




Longevity International Project - Internal Dashboard



Longevity Finance & Real Estate in Israel Macroparameters



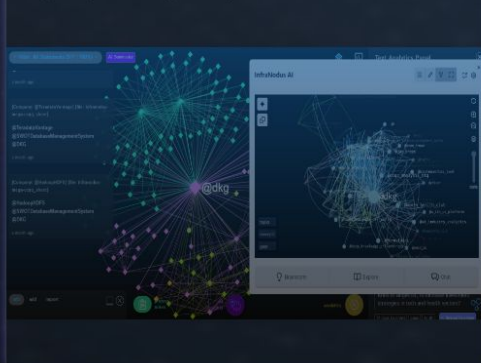
Longevity Industry in Israel



Longevity Finance & Real Estate in Israel Analytics Report



Longevity Industry Companies Interactions Universe



10
Investor Types

22
Cities

5
Industries

Mind Maps Registry

Registry Table

Databases Reviews

Review of Companies

Review of Investors

Engineering Tools

Funding Rounds

Ranking Analysis

Indices Builder and Tr...

Portfolio Constructor

Automatic Benchmark ...

SWOT Comparative A...

Products

Longevity Tourism

Age Friendly

Longevity Friendly



DEEP KNOWLEDGE GROUP



Healthcare Innovations Dashboard

Database Status

Database Snapshot

Classifications

Databases Classificati...

Dashboards Registry

Snapshot

Mind Maps Registry

Registry Table

Databases Reviews

Review of Companies

Review of Investors

Engineering Tools

Funding Rounds

Ranking Analysis

Indices Builder and Tr...

Portfolio Constructor

Automatic Benchmark ...

SWOT Comparative A...

Products

Longevity Industry 1.0

Longevity Finance

Longevity Financial In...

Documents

Status Snapshot

Database

Companies Clinical Da...

Investors Clinical Data...

Companies Telemedici...

Investors Telemedicine

Companies mHealth (...)

Investors mHealth (Me...

Companies Deep Diag...

Investors Deep Diagno...

Companies P4 Medicine

Investors P4 Medicine

Companies Biomarker...

Investors Biomarkers ...

Companies Biomarker ...

Investors Biomarker of...

Companies Regenerati...

Investors Regenerativ...

Companies Reproducti...

Investors Reproductiv...

67,050
Total Organizations

52,259
Companies

14,791
Investors


29,576
Leaders



Longevity International Project - Internal Dashboard



Longevity Healthcare Innovations Universe



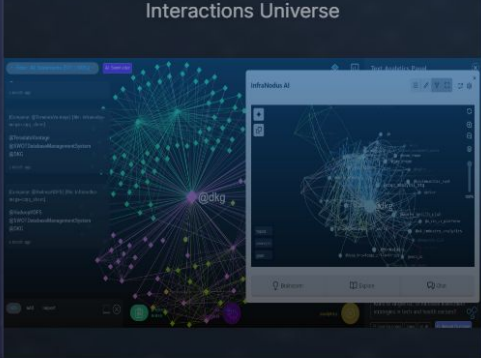
Cluster Analysis



Longevity Healthcare Innovations Analytics Report



Longevity Healthcare Innovations Companies Interactions Universe



1,093,832
Datapoints

134
Countries

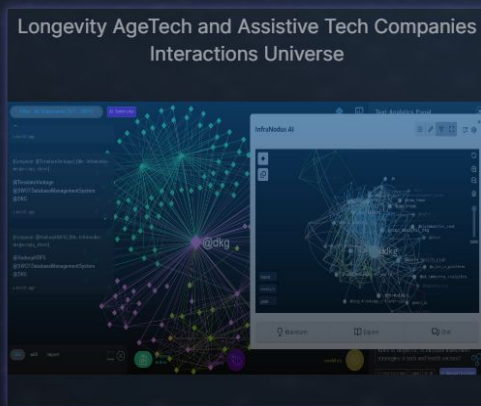
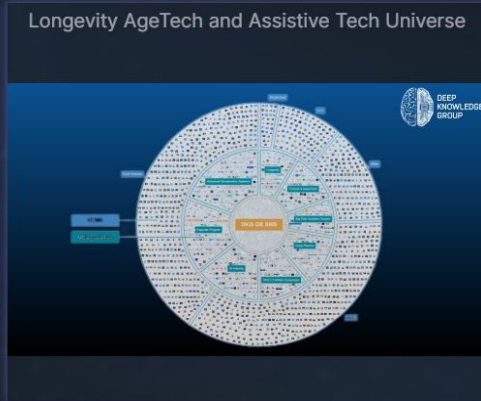
12,386
Cities

13,862
Total Organizations

11,548
Companies

2,314
Investors

6,398
Leaders



226,499
Datapoints

89
Countries

5,722
Cities

- Documents
- Status Snapshot
- Database
- Older Adults Integration
- Companies Older Adults...
- Investors Older Adults ...
- Assistive Tech
- Companies Assistive T...
- Investors Assistive Tech
- AgeTech
- Companies AgeTech
- Investors AgeTech
- Database Status
- Database Snapshot
- Classifications
- Databases Classificati...
- Dashboards Registry
- Snapshot

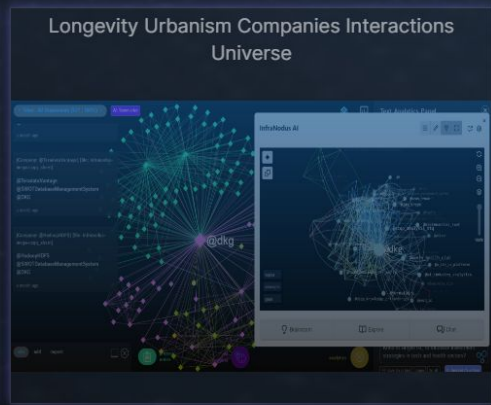

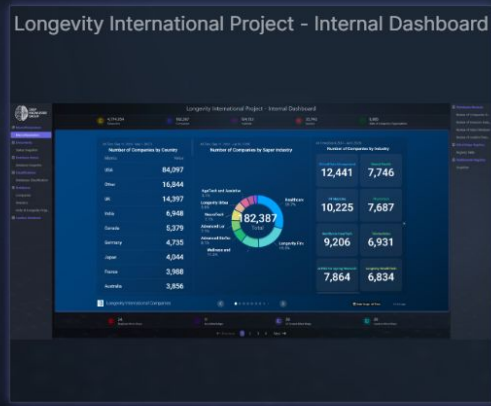
- Registry Table
- Databases Reviews
- Review of Companies
- Review of Investors
- Engineering Tools
- Funding Rounds
- Ranking Analysis
- Indices Builder and Tr...
- Portfolio Constructor
- Automatic Benchmark ...
- SWOT Comparative A...
- Products
- Longevity Industry 1.0
- Longevity Finance
- Longevity Financial In...

12,965
Total Organizations

11,299
Companies

1,666
Investors

5,448
Leaders



212,547
Datapoints

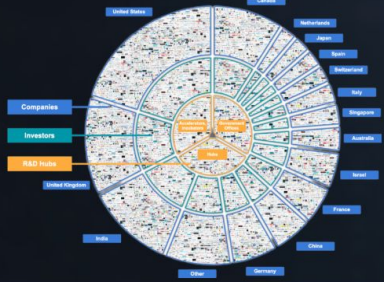
119
Countries

5,857
Cities

11,906 Total Organizations
8,577 Companies
3,329 Investors
7,077 Leaders

730 Organizations
3,445 Hubs
1,116 Leaders
421 Policymakers

Industry MacroParameters



Industry Leaders



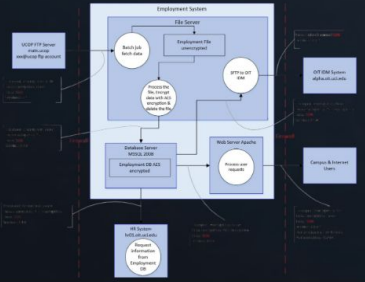
Industry Overview Approach



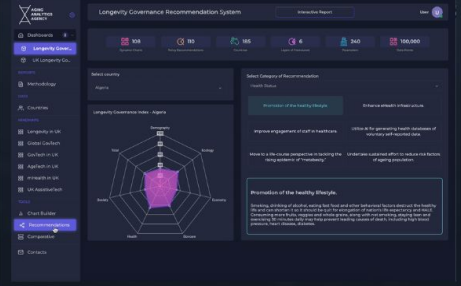
Industry Research Approach



Methodology



Research Methodology



30 Agreements
50 AI Industrial Strategies
33 AI Government Ministries

Documents

Status Snapshot

Database

Longevity Medicine C...

Advanced and Next G...

Geroscience

Companies Geroscience

Investors Geroscience

AI R&D for Ageing Resea...

Companies AI R&D for ...

Investors AI R&D for A...

Stem Cells (Longevity M...

Companies Stem Cells...

Investors Stem Cells (...

Gene Therapies (Age rel...

Companies Gene Ther...

Investors Gene Therap...

Database Status

Database Snapshot

Classifications

Databases Classificati...

Dashboards Registry

Snapshot

Databases Reviews

Review of Companies

Review of Investors

Engineering Tools

Funding Rounds

Ranking Analysis

Indices Builder and Tr...

Portfolio Constructor

Automatic Benchmark...

SWOT Comparative A...

Products

Longevity Industry 1.0

Longevity Finance

Longevity Financial In...

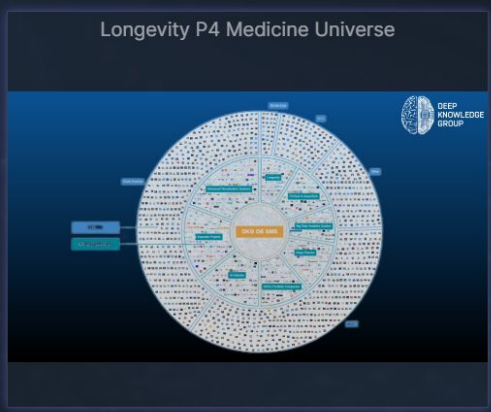
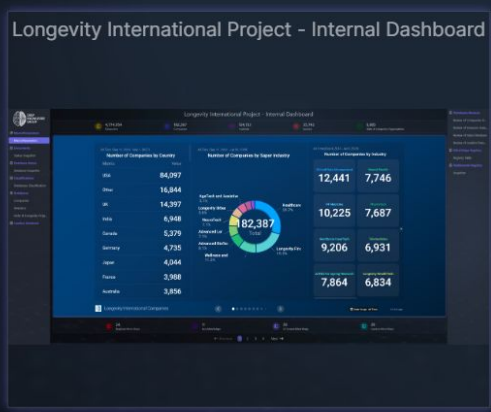
- Documents
- Status Snapshot
- Database
- Companies
- Investors
- Database Status
- Database Snapshot
- Classifications
- Databases Classificati...
- Dashboards Registry
- Snapshot

9,502
Total Organizations

9,146
Companies

356
Investors

2,596
Leaders



152,441
Datapoints

79
Countries

3,722
Cities

- Mind Maps Registry
- Registry Table
- Databases Reviews
- Review of Companies
- Review of Investors
- Engineering Tools
- Funding Rounds
- Ranking Analysis
- Indices Builder and Tr...
- Portfolio Constructor
- Automatic Benchmark ...
- SWOT Comparative A...
- Products
- Longevity Industry 1.0
- Longevity Finance
- Longevity Financial In...

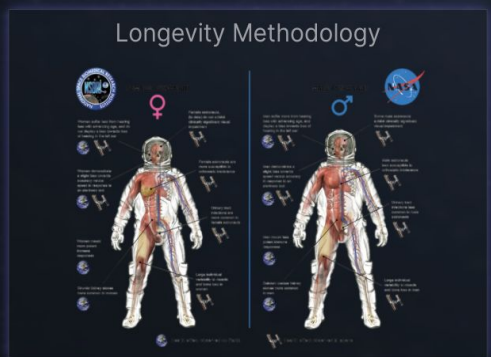
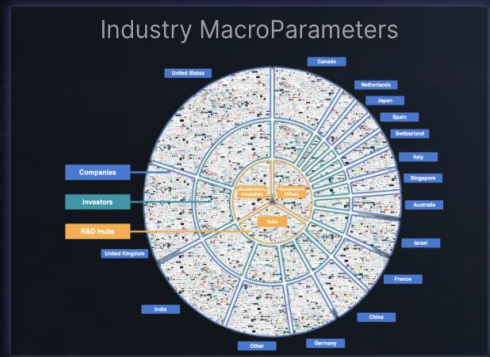
- Documents
- Status Snapshot
- Database
- Companies
- Investors
- Database Status
- Database Snapshot
- Classifications
- Databases Classificati...
- Dashboards Registry
- Snapshot

1,630
Total Organizations

1,383
Companies

247
Investors

473
Leaders



30
Agreements

50
AI Industrial Strategies

33
AI Government Ministries

25,937
Datapoints

50
Countries

1,152
Cities

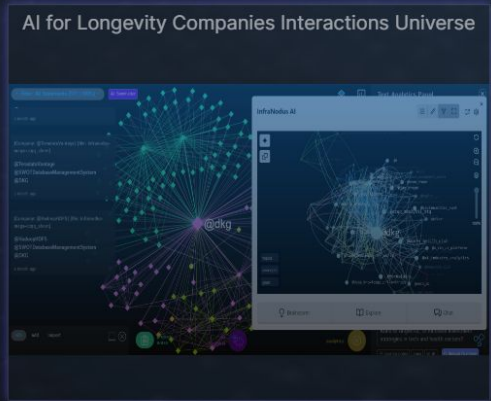
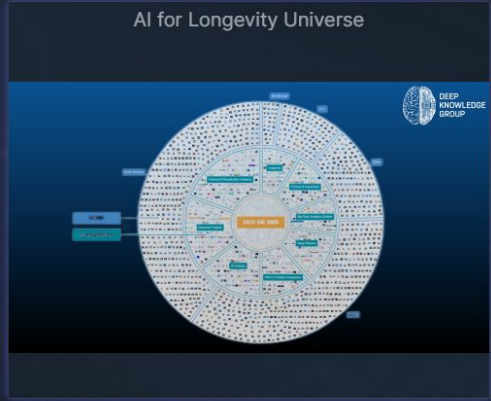
- Registry Table
- Databases Reviews
- Review of Companies
- Review of Investors
- Engineering Tools
- Funding Rounds
- Ranking Analysis
- Indices Builder and Tr...
- Portfolio Constructor
- Automatic Benchmark ...
- SWOT Comparative A...
- Products
- Longevity Industry 1.0
- Longevity Finance
- Longevity Financial In...

- Documents
- Status Snapshot
- Database
- Companies
- Investors
- Database Status
- Database Snapshot
- Classifications
- Databases Classificati...
- Dashboards Registry
- Snapshot

4,467
Total Organizations

4,451
Companies

16
Investors



74,796
Datapoints

89
Countries

1,646
Leaders

- [Registry Table](#)
- [Databases Reviews](#)
- [Review of Companies](#)
- [Review of Investors](#)
- [Engineering Tools](#)
- [Funding Rounds](#)
- [Ranking Analysis](#)
- [Indices Builder and Tr...](#)
- [Portfolio Constructor](#)
- [Automatic Benchmark ...](#)
- [SWOT Comparative A...](#)
- [Products](#)
- [Longevity Industry 1.0](#)
- [Longevity Finance](#)
- [Longevity Financial In...](#)

- Documents
- Status Snapshot
- Database
- Companies
- Investors
- Database Status
- Database Snapshot
- Classifications
- Databases Classificati...
- Dashboards Registry
- Snapshot

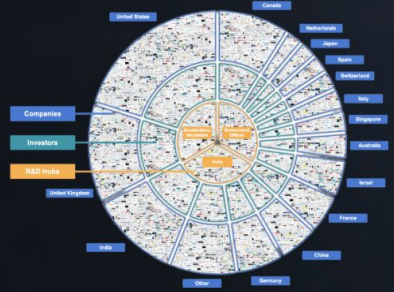
1,549
Total Organizations

1,541
Companies

8
Investors

365
Leaders

Industry MacroParameters



Industry Leaders



Industry Overview Approach



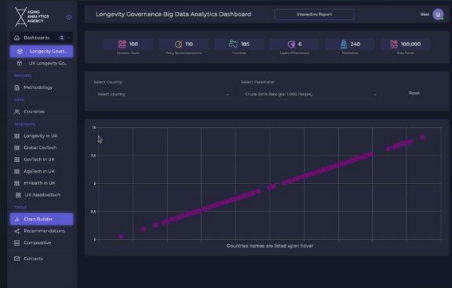
Industry Research Approach



Methodology



Research Methodology



30
Agreements

50
AI Industrial Strategies

33
AI Government Ministries

24,914
Datapoints

53
Countries

1,013
Cities

- Mind Maps Registry
- Registry Table
- Databases Reviews
- Review of Companies
- Review of Investors
- Engineering Tools
- Funding Rounds
- Ranking Analysis
- Indices Builder and Tr...
- Portfolio Constructor
- Automatic Benchmark ...
- SWOT Comparative A...
- Products
- Longevity Industry 1.0
- Longevity Finance
- Longevity Financial In...



Wellness and Lifestyle Dashboard

30,712
Total Organizations

19,932
Companies

10,780
Investors

17,495
Leaders

- Documents
 - Status Snapshot
- Database
 - Wellness & Fitness
 - Companies Wellness &...
 - Investors Wellness & F...
 - Advanced Cosmetics
 - Companies Advanced C...
 - Investors Advanced C...
 - Sport Medicine
 - Companies Sport Med...
 - Investors Sport Medici...
 - mHealth (Wearables)
 - Companies mHealth (...)
 - Investors mHealth (We...
 - AI mHealth (mobile apps...)
 - Companies AI mHealth...
 - Investors AI mHealth (...)
 - Biohacking
 - Companies Biohacking
 - Investors Biohacking
 - Database Status
 - Database Snapshot
 - Classifications
 - Databases Classificati...



514,987
Datapoints

107
Countries

8,475
Cities

- Mind Maps Registry
 - Registry Table
- Databases Reviews
 - Review of Companies
 - Review of Investors
- Engineering Tools
 - Funding Rounds
 - Ranking Analysis
 - Indices Builder and Tr...
 - Portfolio Constructor
 - Automatic Benchmark ...
 - SWOT Comparative A...
- Products
 - Longevity Industry 1.0
 - Longevity Finance
 - Longevity Financial In...

Market Intelligence Dashboard Products, Tools and Value Offering

Deep Knowledge Group's 10+ thematic analytical subsidiaries are technically unprecedented in their capabilities for domain-specific analytics, market intelligence and monitoring, benchmarking and forecasting, their understanding of complex industry dynamics and their ownership of best-in-class databases, technical and methodological IP and Big Data Analytics Systems. It is on this strong basis that each of our thematic Big Data Analytics Dashboards are built.

While each thematic analytical dashboard and market intelligence system comes with its own unique composition of products and tools, very often they will feature tools focused on analytics and assessment, entity (company, investor) profiling, evaluation and comparison, smart-matching (ecosystem entities that fit client's profile and needs), and operational environment visualization and mapping, and products focused on benchmarking (identifying and ranking top players), blueprints (ideal product or service offering compositions based on analysis of top players), company-targeted recommendations and custom market reporting.

Market Intelligence Dashboard Tools

- Analytical and assessment tools
- Evaluation and comparison tools
- Entity-specific SWOT, benchmarking (ranking) and forecasting tools
- Smart-matching tools
- Visualization and mapping tools
- Custom reporting tools
- Database management tools
- Research and parsing tools

Market Intelligence Dashboard Products

- Benchmarks and indices: quantitative qualitative, comparative and competitive ranking of top thematic entities (e.g., companies, investors, technologies)
- Blueprints: ideal composition (component pipeline) of dashboard's thematic focus, built from analysis of top players (e.g., ideal clinic blueprint, ideal product/service blueprint, etc.)
- Custom benchmarks and reports

Market Intelligence Dashboard Use Cases and Value Offerings

- Industry ecosystem and operational environment monitoring and mapping
- Identification and analysis of competitors, potential partners, investment targets, etc.
- Improving corporate strategy on basis of top players analysis
- Recognizing and adapting to decisive market and ecosystem trends early

Forms of Proposed Cooperation

Deep Knowledge Group offers a variety of collaboration and cooperation options for parties seeking to enhance their strategic decision making, corporate and operational intelligence, and tactical execution capabilities by accessing one or more of our 70+ health and life sciences-focused Big Data Analytical Dashboards and Market Intelligence Systems.

We offer access to our Dashboards across 3 tiers: Subscription (baseline access to tools and components), White Label Solution (access to full scope of features with certain degrees of customization, personalization and plug-and-play feature selection), and Custom Dashboard Creation (end-to-end customized solution tailored to your specific operational needs and requirements).

Big Data Analytics Dashboard Subscription

- Subscription access is the most economical option for parties seeking to utilize our dashboards
- Offers full scope of ready-for-use analytics, corporate and competitive intelligence, market monitoring and benchmarking tools
- Discounted rates for multi-dashboard access available.

Big Data Analytics Dashboard White Label Solution

- Enhanced access to a wider scope of Dashboard features and functionality
- Includes a certain degree of client-directed Dashboard component and functionality customization and personalization and plug-and-play feature selection
- Highly flexible choice of data sources


Custom Market Intelligence Dashboard Creation

- End-to-end custom solution tailored to the operational and organizational needs and specifics of the client
- Plug-and-play feature selection
- Ground-up custom design of new components according to client need
- Most versatile, customizable and sophisticated option available

We are open to a mutually beneficial cooperation



DEEP
KNOWLEDGE
GROUP
LIFE SCIENCES DIVISION



Deep Knowledge Group

E-mail: info@dkv.global

Website: www.dkv.global

Big Data Analytical Dashboards and Market Intelligence Systems:
www.deep-innovation.tech