


Benchmark Interactive Tool SaaS

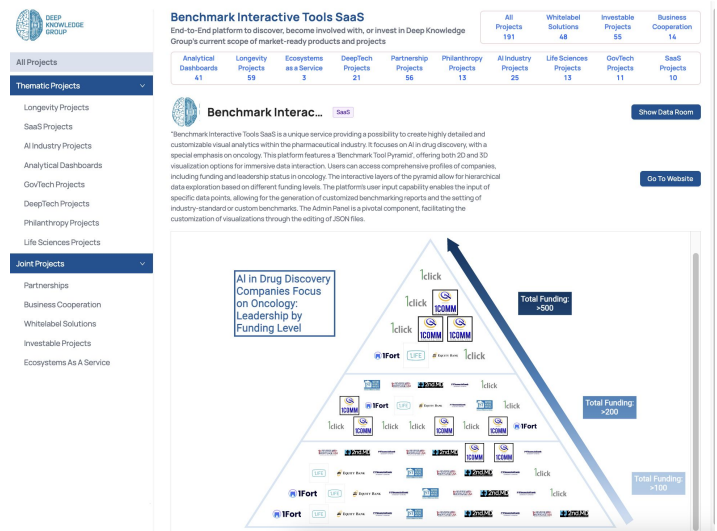
Unleash the Power of Your Big Data



DEEP
KNOWLEDGE
ANALYTICS

Benchmark Interactive Tools SaaS, an advanced, fully customizable white label solution tailored to empower enterprises in crafting immersive 2D and 3D pyramids for precise business requirements. This innovative platform boasts a user-friendly interface and robust functionalities, streamlining the delivery of data-driven insights effortlessly.

Benchmark Interactive Tools SaaS is a specialized service offering intricate and adaptable visual analytics exclusively within the pharmaceutical industry. It concentrates on AI applications in drug discovery, with a particular focus on oncology. This platform introduces the 'Benchmark Tool Pyramid,' providing both 2D and 3D visualization options to enable immersive data interaction.



Within this tool, users gain access to exhaustive company profiles, inclusive of funding details and leadership status specific to oncology. The interactive layers embedded in the pyramid facilitate hierarchical data exploration based on diverse funding levels. Notably, the platform allows user input for specific data points, enabling the generation of tailored benchmarking reports and the establishment of either industry-standard or customized benchmarks.

A cornerstone of this service is the pivotal Admin Panel, central to the customization of visualizations through JSON file editing, ensuring precise alignment with unique business needs and preferences within the pharmaceutical landscape.

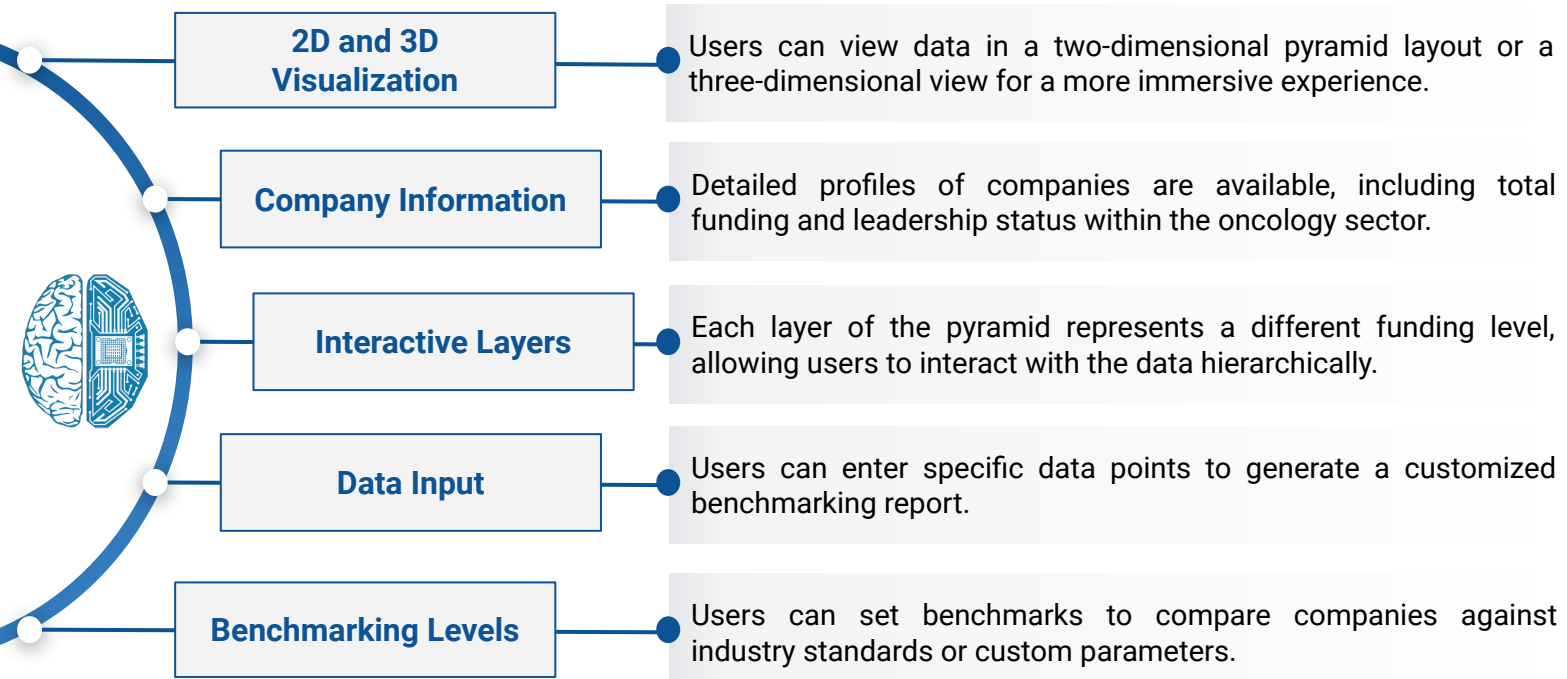
Benchmark Interactive Tools SaaS presents a comprehensive array of data visualization options, allowing users to explore intricate details within the pharmaceutical sector. Its immersive 3D pyramids offer a dynamic perspective, enabling users to delve deeper into complex datasets and glean nuanced insights.

The platform's intuitive navigation fosters seamless exploration, empowering users to navigate through layers of information effortlessly. Additionally, the incorporation of interactive tools ensures a user-centric approach, facilitating efficient data interaction and analysis within the pharmaceutical landscape.



Main Dashboard Features

Welcome to the Premier **Benchmark Interactive Tool** Features: Unveiling an extensive suite of meticulously engineered tools, meticulously designed to elevate your industry insights and customization to unprecedented heights. Experience a diverse repertoire of immersive visualizations tailored for intricate data exploration. This comprehensive toolkit, coupled with seamless navigation, empowers users with the agility to traverse through complex datasets effortlessly, enabling meticulous analysis and informed decision-making perfectly attuned to your industry's distinct demands and intricacies.



INTERACTIVE 3D VISUALIZATION

